



# Recent Dark Matter combination summary from ATLAS

[arXiv:2306.00641](https://arxiv.org/abs/2306.00641)

Axion 2023 conference

Khanh N. Vu, Shu Li  
on behalf of TDLI ATLAS group

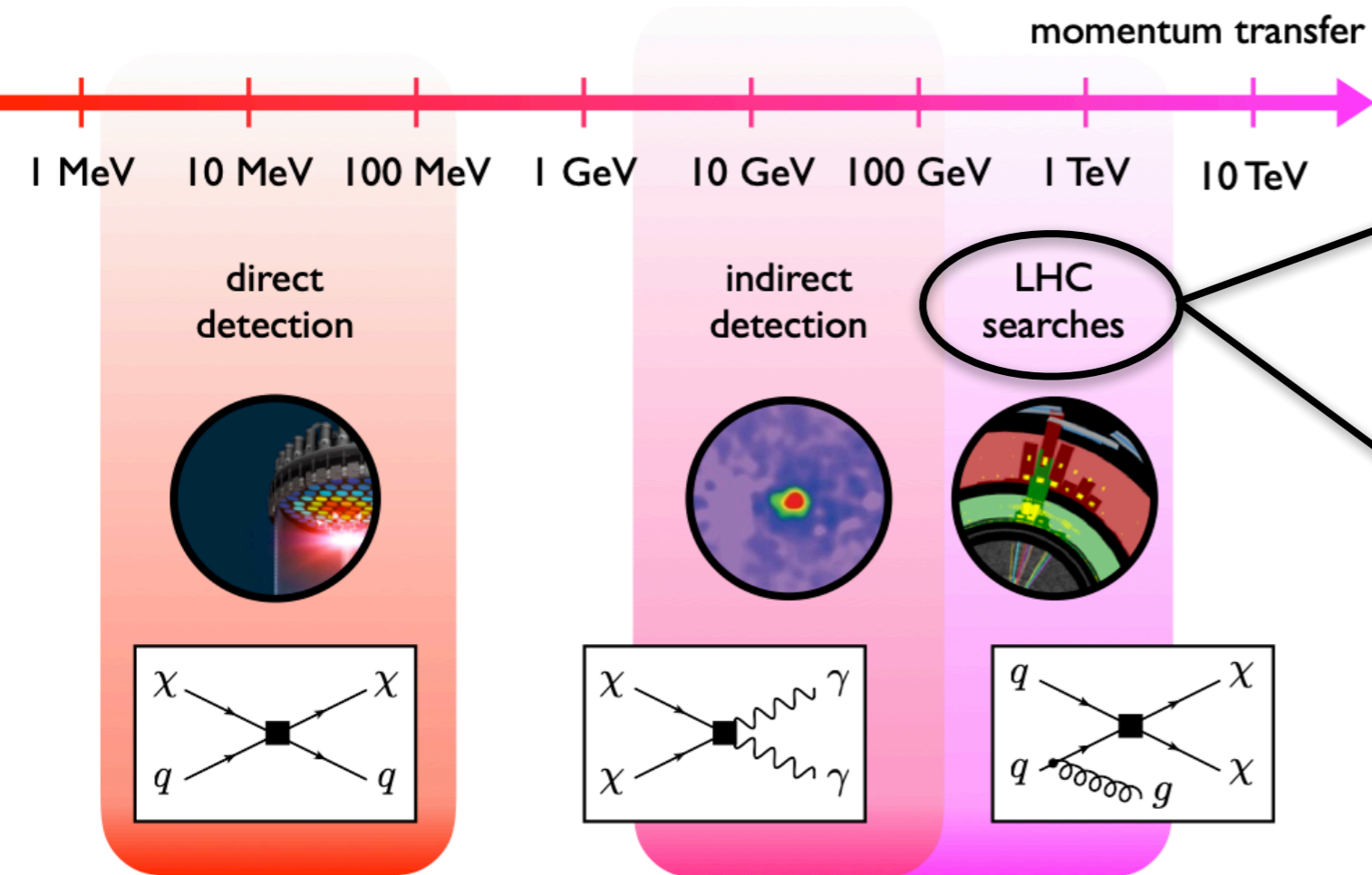
July 25th, 2023

# Outline

1. Introduction on 2HDM+a
2. Experimental signatures
3. Statistical combination of results
4. Summary of constraints on 2HDM+a

# Introduction

- Dark Matter: supported by many of astrophysical measurements; SM is insufficient to explain → strong consideration in many BSM extensions.
- Complementary probes of DM in several areas



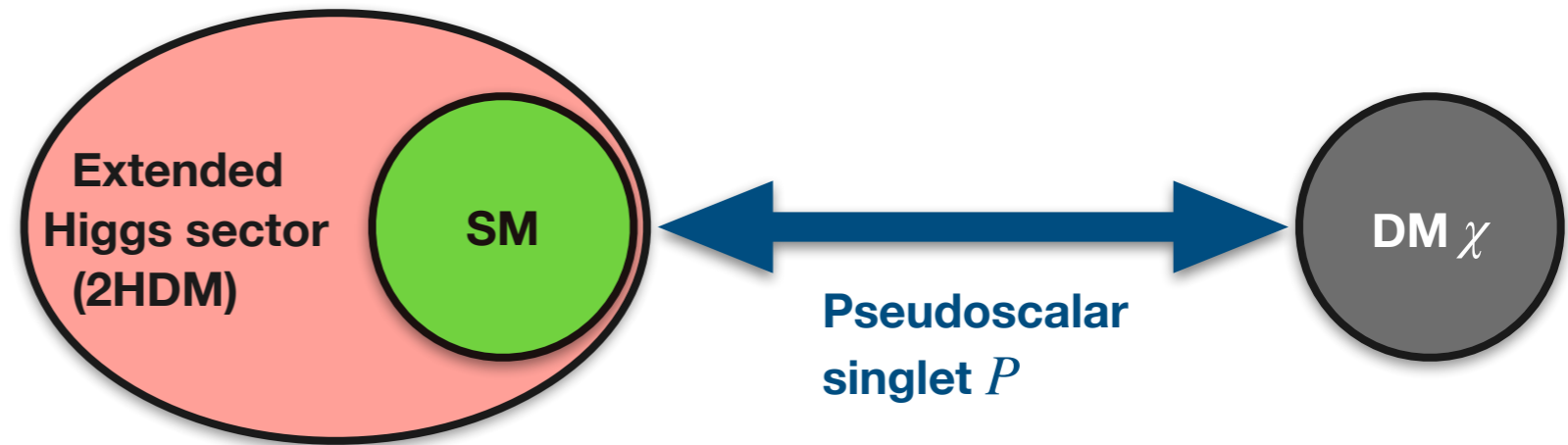
- ATLAS sensitive to wide variety of DM, especially WIMPs.
  - relic density → WIMP mass  $\sim$  EWK scale.
- provide access to nature of DM $\leftrightarrow$ SM interaction (*mediator*), via
  - $E_T^{\text{miss}} + X$  (mono- $X$ , mediator  $\rightarrow$  invisible)
  - Resonance / decay product reconstruction (mediator  $\rightarrow$  visible).

$E_T^{\text{miss}}$ : missing transverse momentum

# 2HDM+a

• In this talk, ATLAS DM searches interpreted in **Two-Higgs-Doublet Model plus a pseudo-scalar mediator (2HDM+a)**:

- Minimal, UV-complete extension.
- EWK Symmetry Breaking:
  - 5 Higgs:  $h, H, H^\pm, A$
  - 1 light pseudo-scalar:  $a$



2HDM+a fully defined by 14 parameters

5 unconstrained parameters

$$v, M_h, M_A, M_H, M_{H^\pm}, M_a, m_\chi, \cos(\beta - \alpha), \tan \beta, \sin \theta, y_\chi, \lambda_3, \lambda_{P1}, \lambda_{P2}$$

EWK, flavour constraints and to simplify parameter space

$$m_A = m_H = m_{H^\pm}$$

masses of heavy Higgs

$$m_a$$

mass of pseudo-scalar mediator

$$m_\chi$$

DM mass

$$\sin \theta$$

mixing angle between CP-odd states  $a$  and  $A$

$$\tan \beta$$

ratio of 2 Higgs doublet VEVs

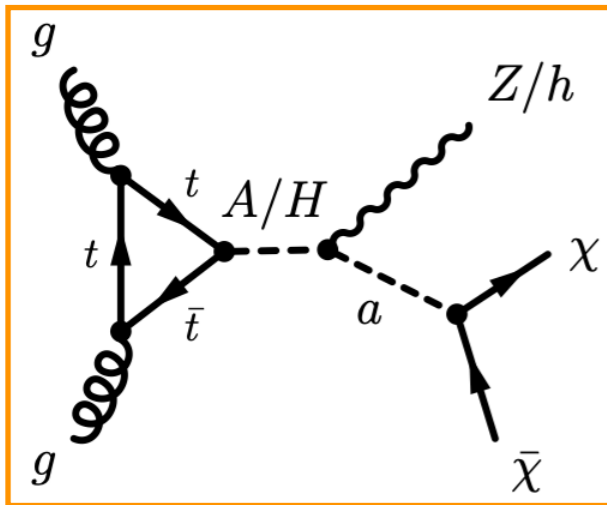
LHC Dark Matter Working Group  
[Phys. Dark Univ. 27 \(2020\) 100351](#)  
 Bauer, Haisch, Kahlhoefer  
[JHEP05\(2017\) 138](#)

\* $h$ : SM-like CP-even Higgs with mass of 125 GeV

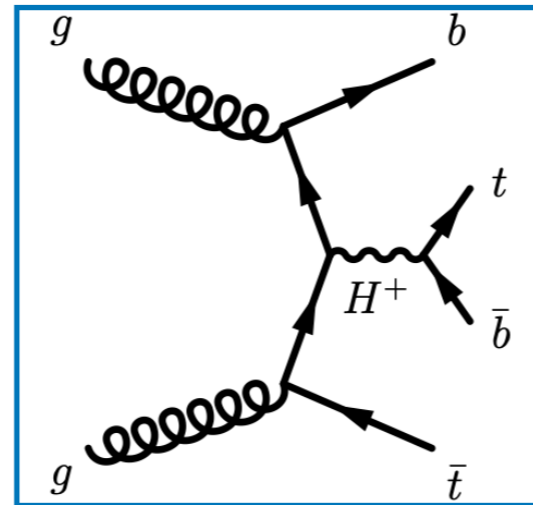
# Experimental signatures

- 2HDM+a has rich phenomenology predicting wide range of signatures with both visible and invisible decays

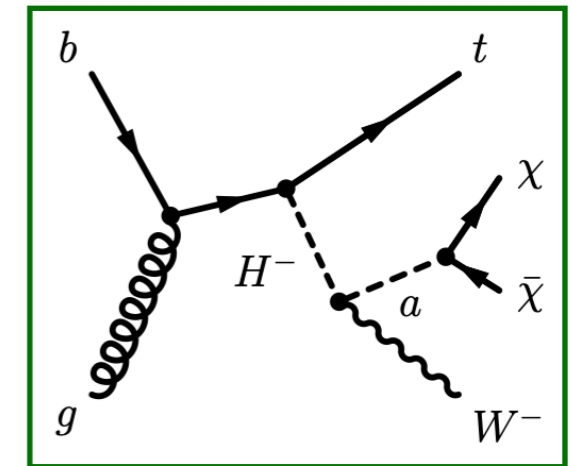
- ▶ resonantly production of  $E_T^{\text{miss}} + Z/h$
- ▶ additional (pseudo-)scalar bosons, e.g.  $tbH^\pm(tb)$
- ▶ new signatures, e.g.  $E_T^{\text{miss}} + tW$



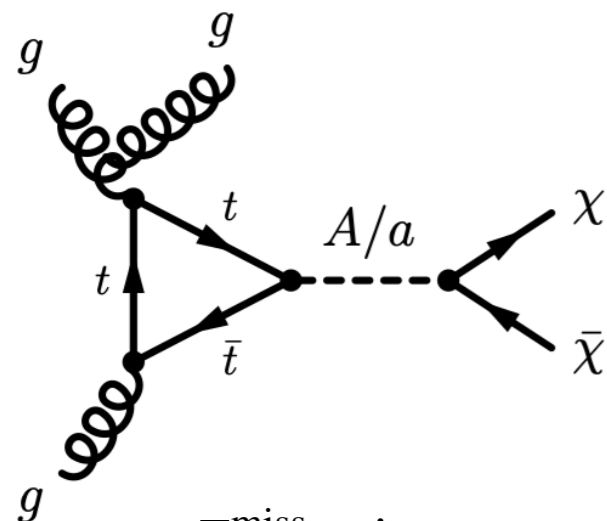
$E_T^{\text{miss}} + Z/h$



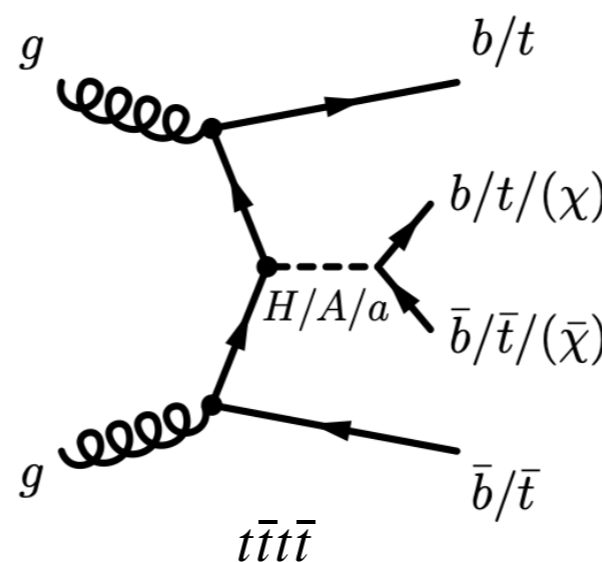
$tbH^\pm(tb)$



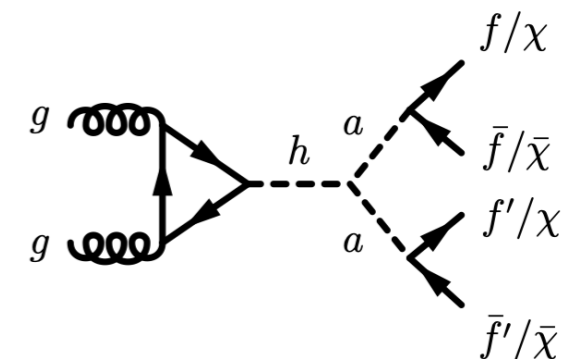
$E_T^{\text{miss}} + tW$



$E_T^{\text{miss}} + \text{jet}$



$t\bar{t}t\bar{t}$

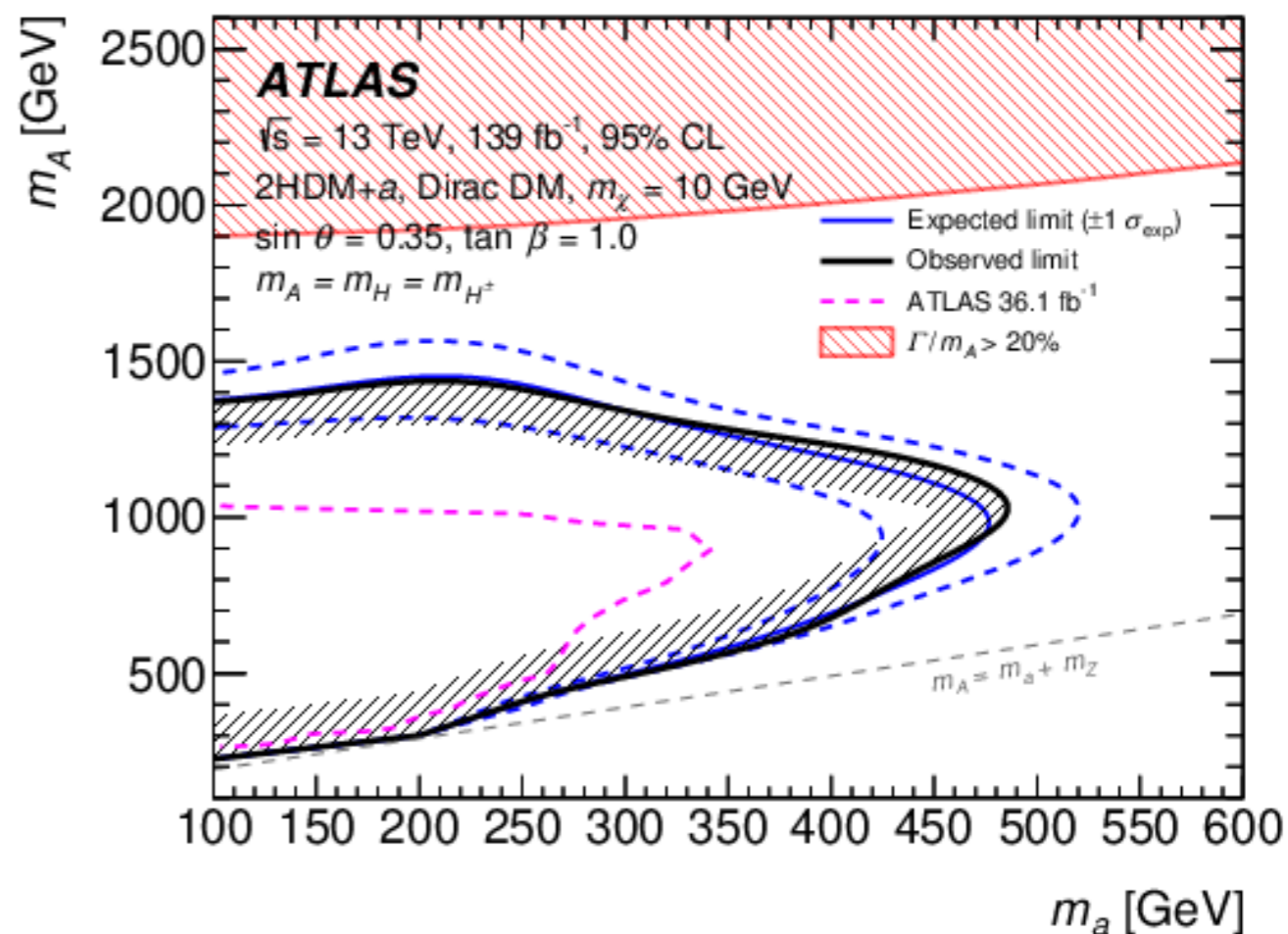
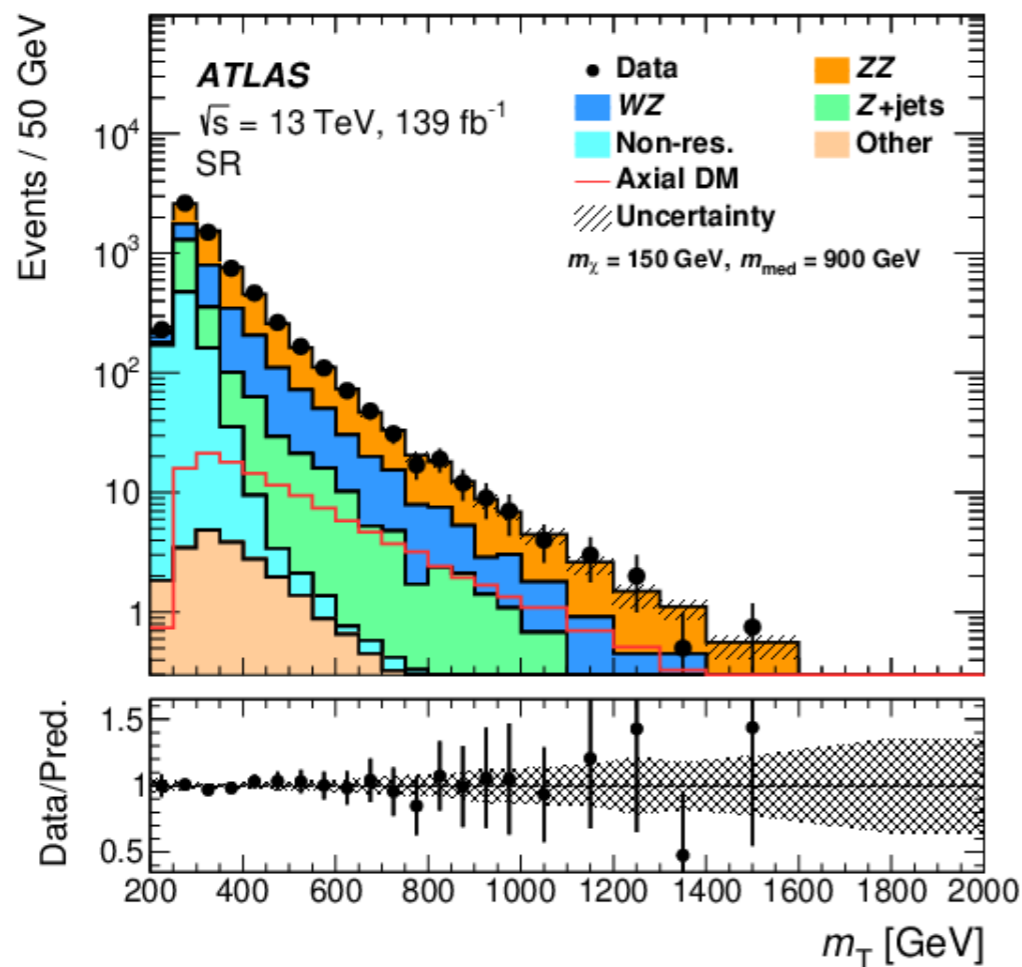
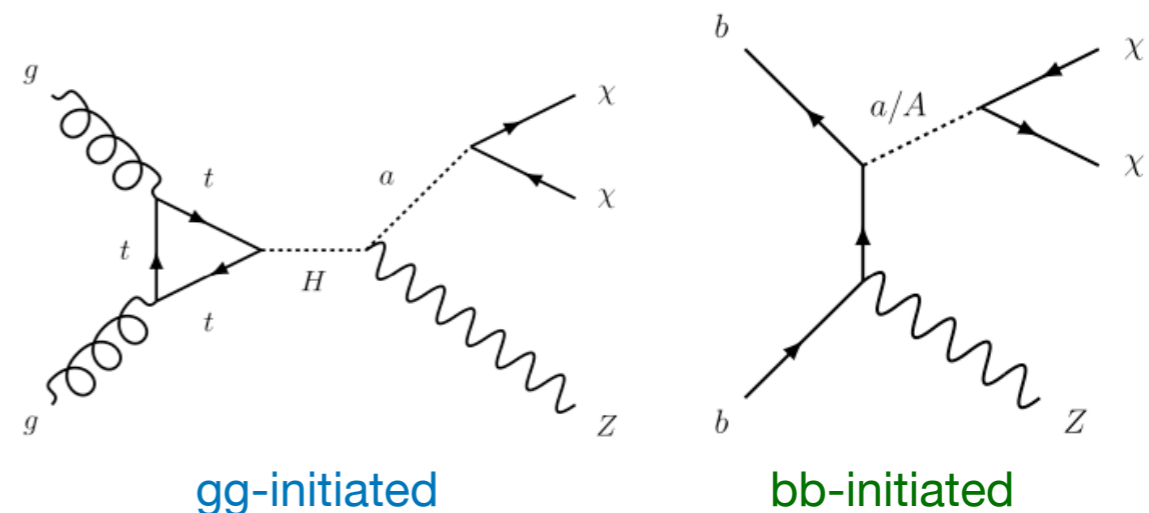


$h \rightarrow aa \rightarrow 4f/h \rightarrow \text{invisible}$

# $E_T^{\text{miss}} + Z(ll)$ signature

Phys. Lett. B 829 (2022) 137066

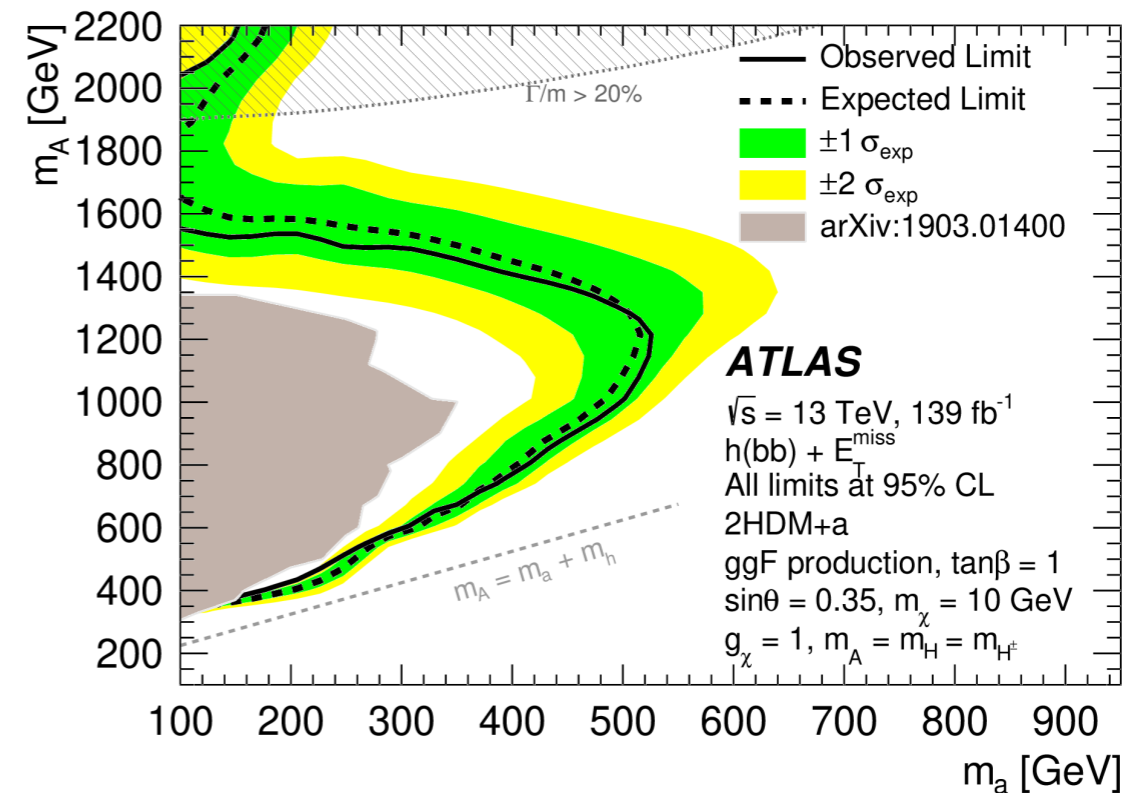
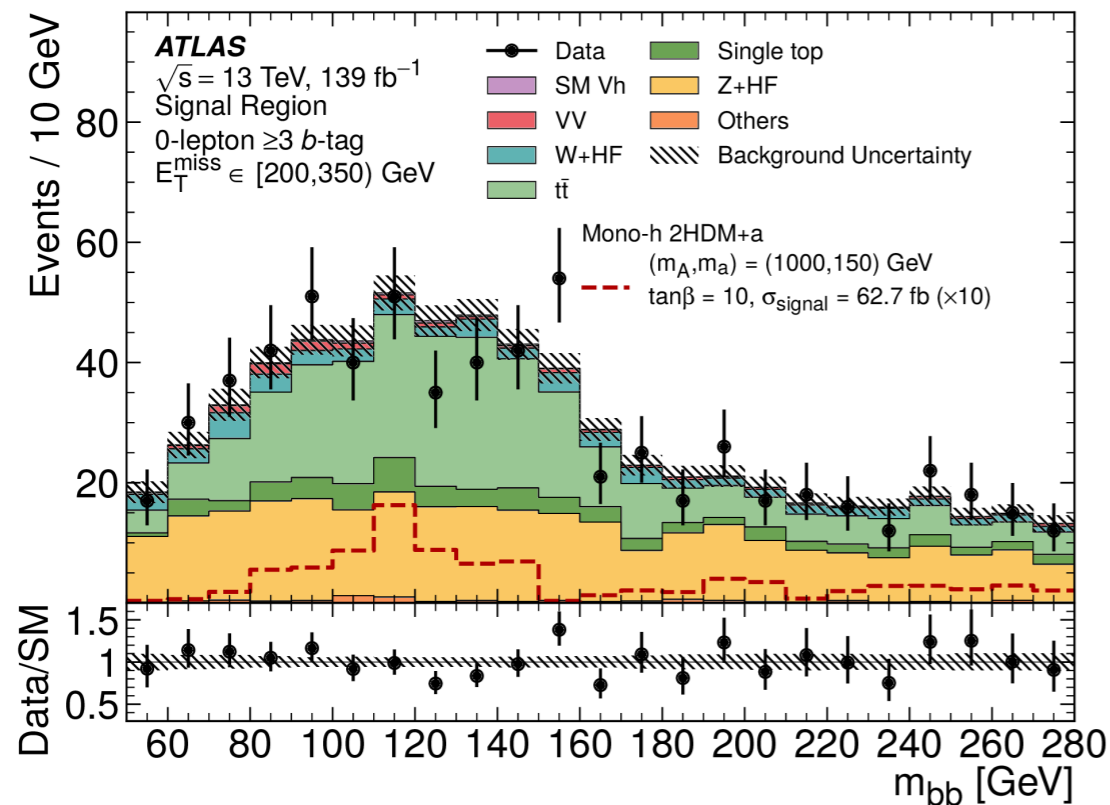
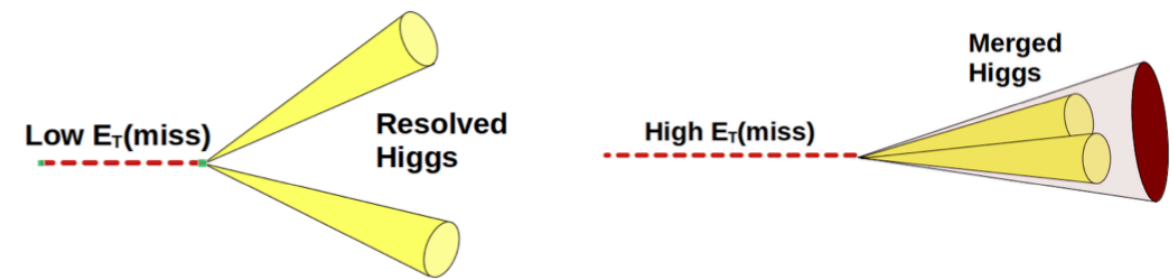
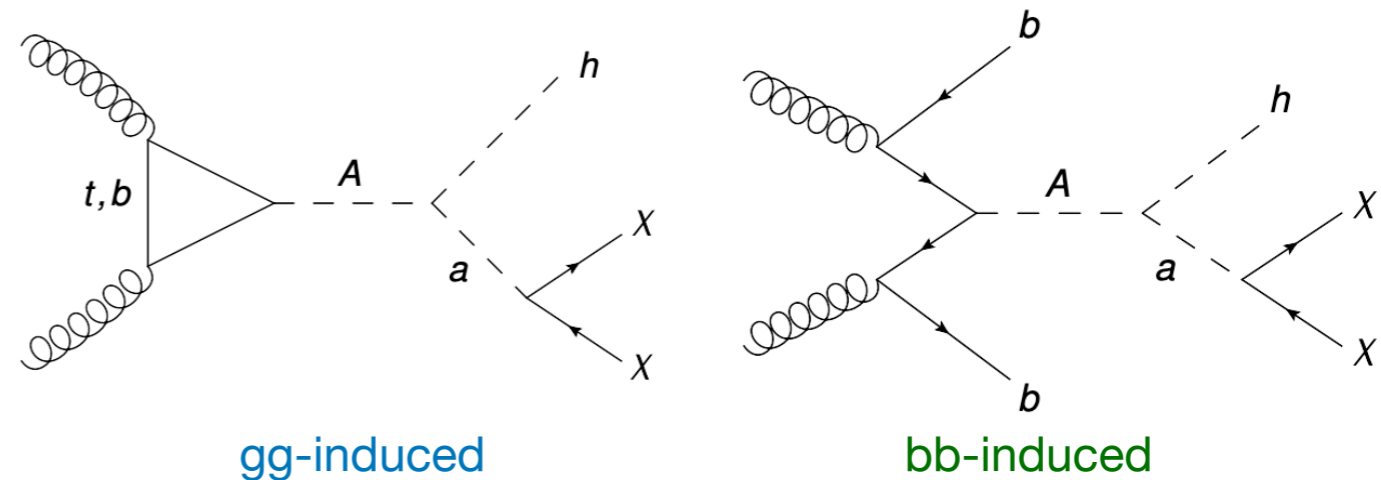
- $Z$  boson recoiling against large  $E_T^{\text{miss}}$ 
  - $E_T^{\text{miss}} > 90 \text{ GeV}$
- Presence of a pair of high- $p_T$ , same flavour, oppositely charged leptons with angular separation  $< 1.8$
- Fit to data is performed on
  - $m_T^{\text{lep}}$  in signal region and region constraining non-resonant backgrounds.
  - $E_T^{\text{miss}}$  in regions constraining di-boson backgrounds



$$m_T^{\text{lep}} = \sqrt{\left[ \sqrt{m_Z^2 + (p_T^{\ell\ell})^2} + \sqrt{m_Z^2 + (E_T^{\text{miss}})^2} \right]^2 - \left[ \vec{p}_T^{\ell\ell} + \vec{p}_T^{\text{miss}} \right]^2}$$

# $E_T^{\text{miss}} + h(bb)$ signature

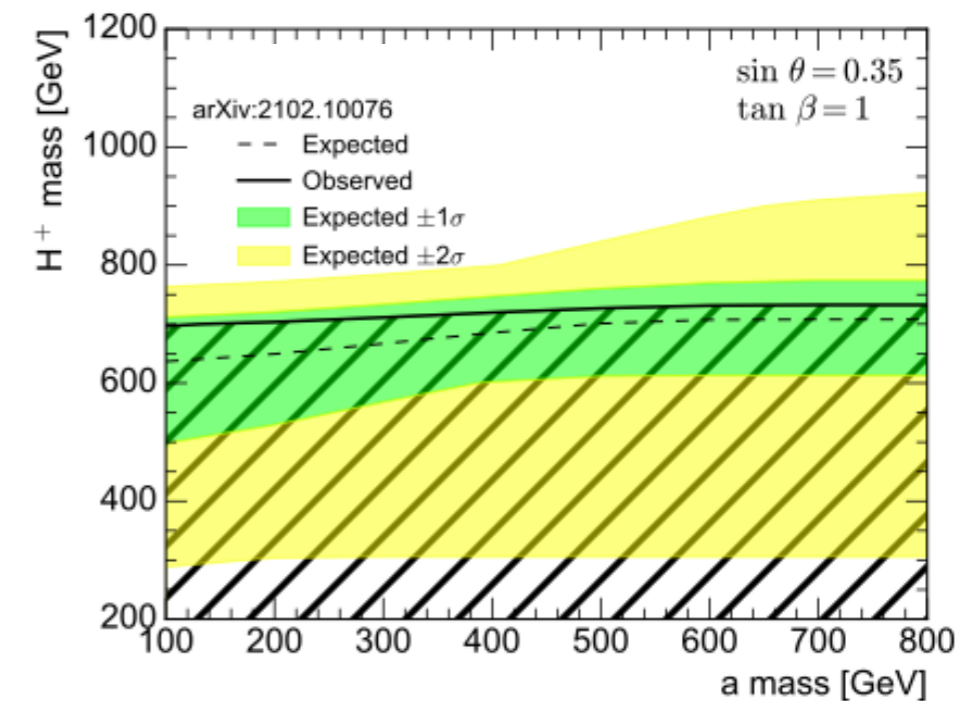
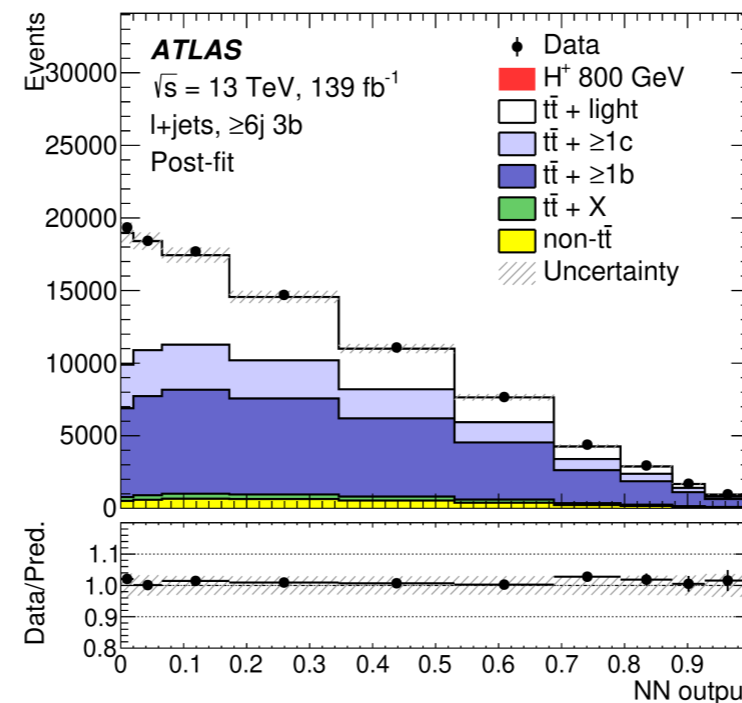
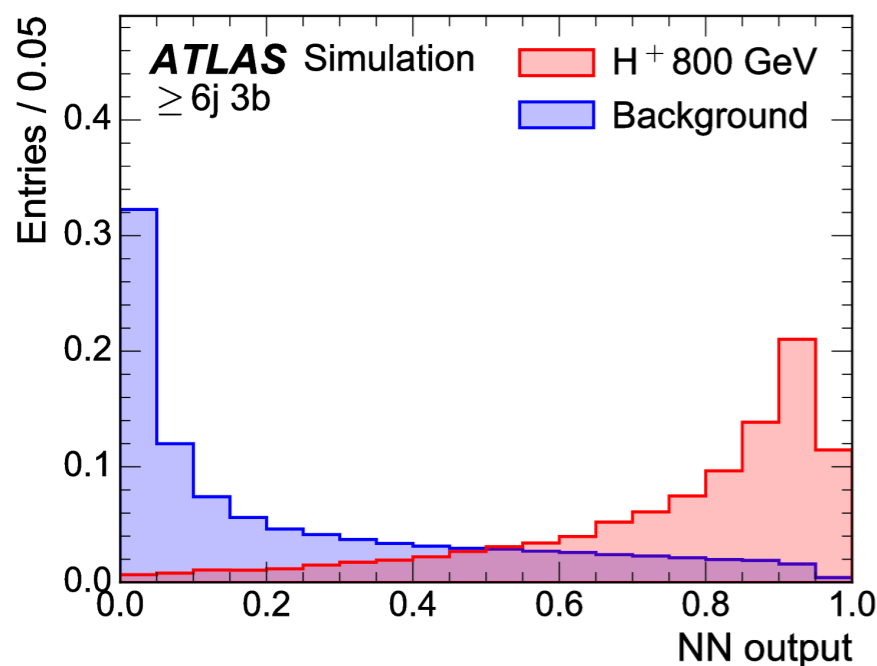
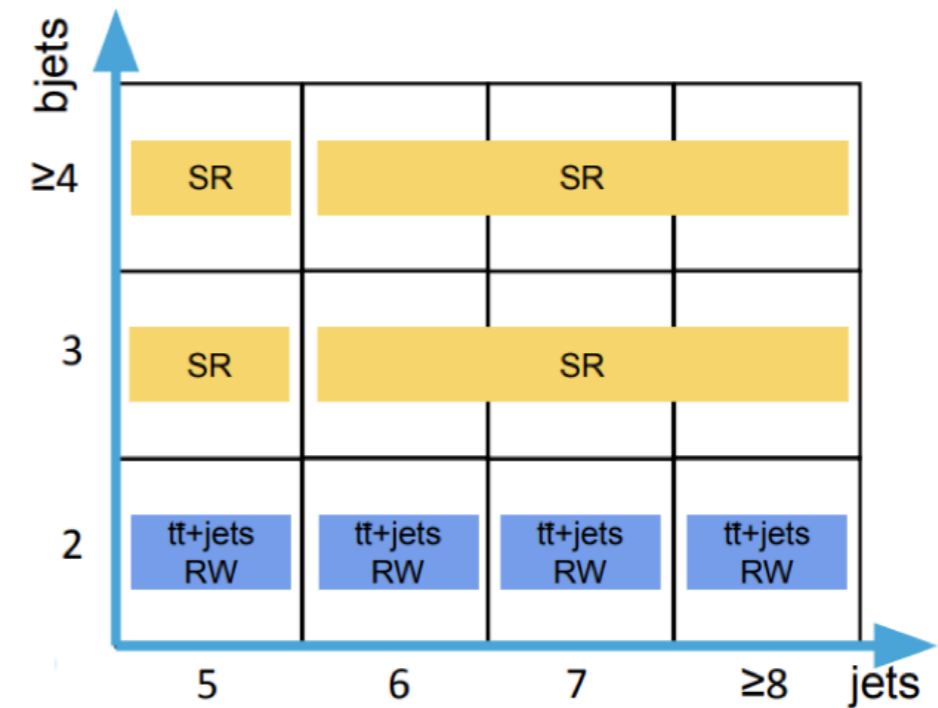
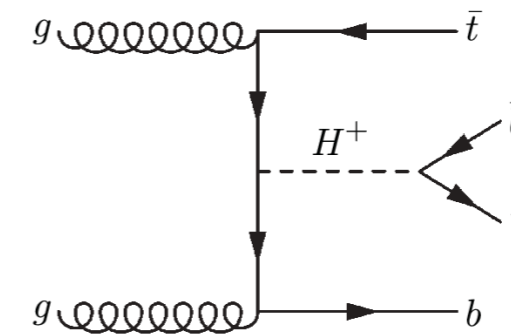
- Higgs boson recoiling against large  $E_T^{\text{miss}}$ 
  - $E_T^{\text{miss}} > 150$  GeV
- targets both **gg-induced** and **bb-induced** production
  - 2 categories:  **$\geq 2$  b-jets** or  **$\geq 3$  b-jets**.
- each category split into orthogonal  $E_T^{\text{miss}}$  bins
  - Higgs decay reconstructed as single large-R jet for  $E_T^{\text{miss}} > 500$  GeV
- Fit to data:  $m_{bb}$  (in signal regions) + event yields (in background-constrained regions).



# $tbH^\pm(tb)$ signature

[JHEP 06 \(2021\) 145](#)

- original analysis for 2HDM type-II, searching heavy charged Higgs, mass in [0.2, 2] TeV.
  - re-interpreted for 2HDM+a by rescaling 2HDM type-II exclusion limits.
- targets semileptonic decay of one of top quarks
  - 1 lepton,  $\geq 5$  jets,  $\geq 3$  b-jets.
- 4 separate signal regions according to jet and b-jet multiplicity.
- Fit to data performed on a Neural Network distribution across regions.



# $E_T^{\text{miss}} + tW$ signature

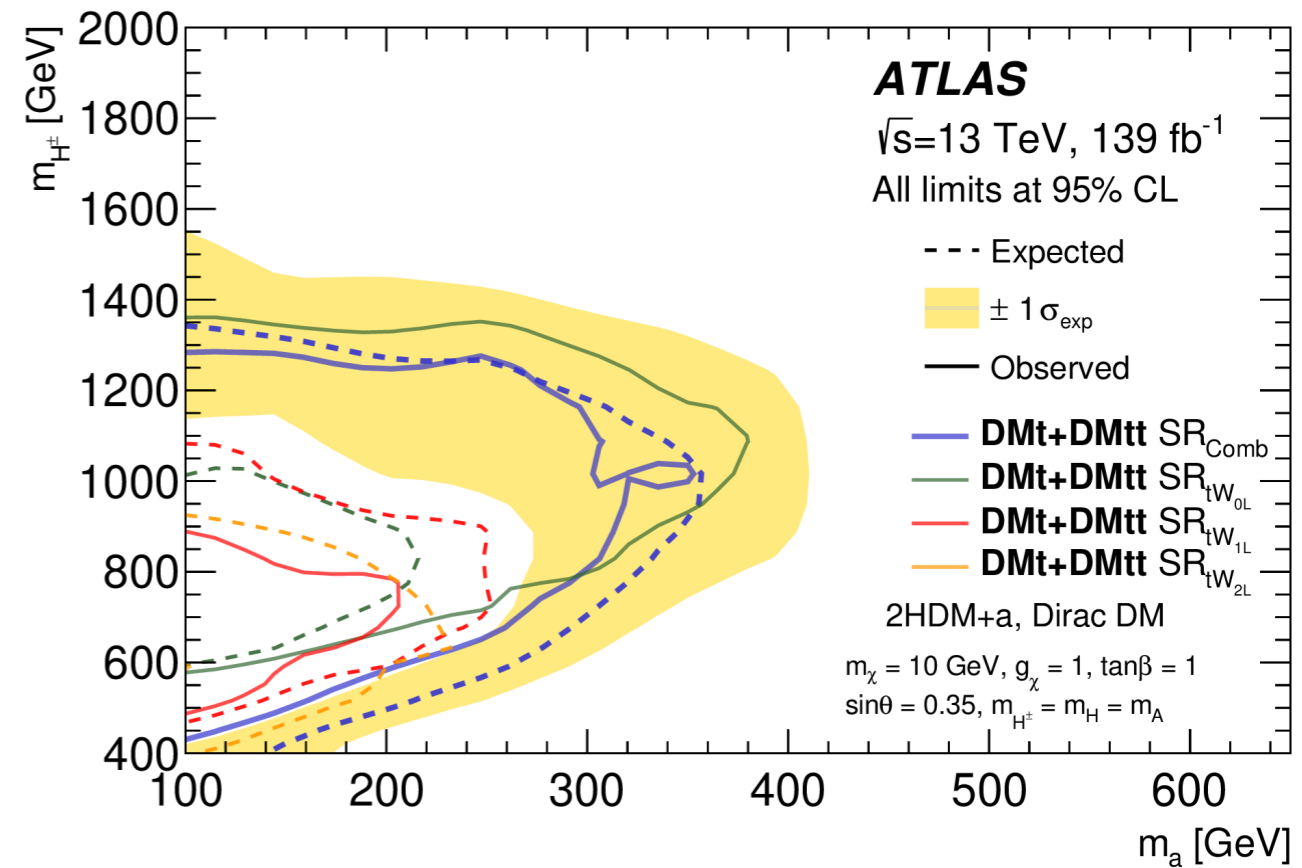
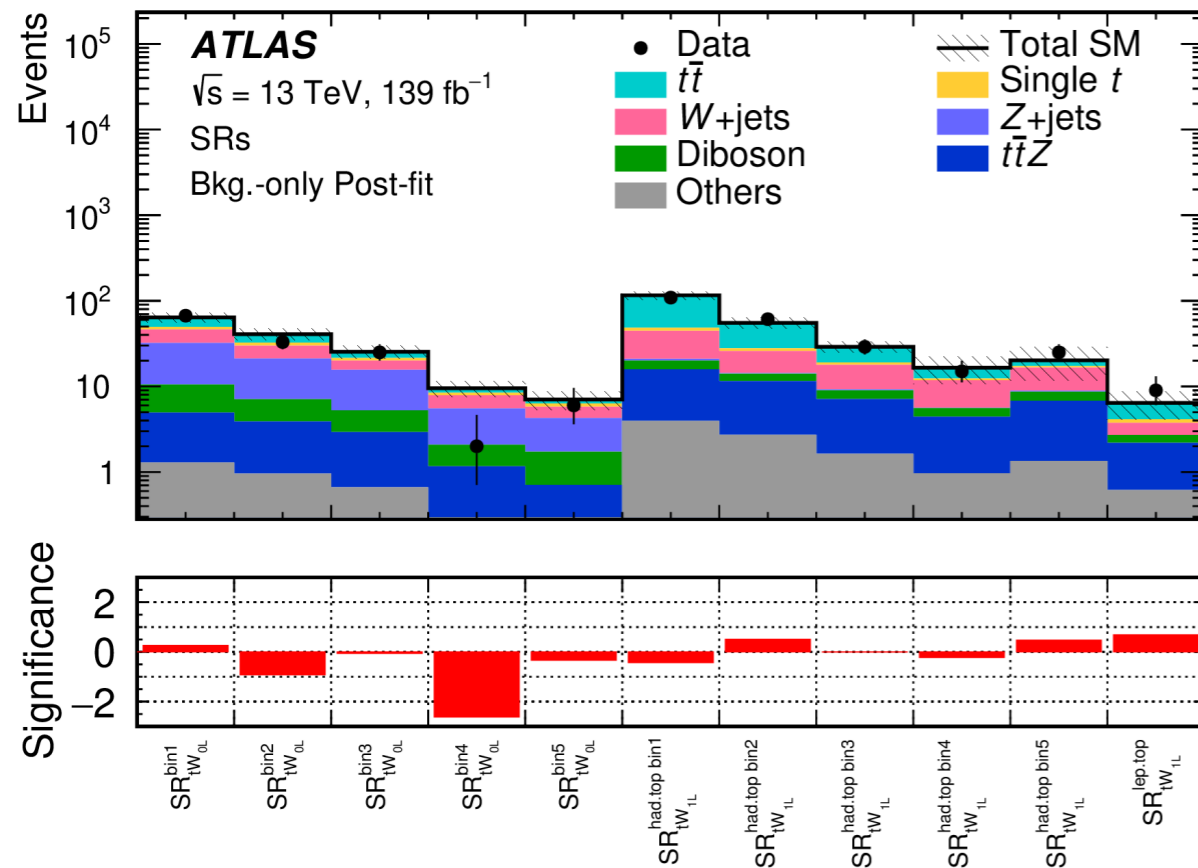
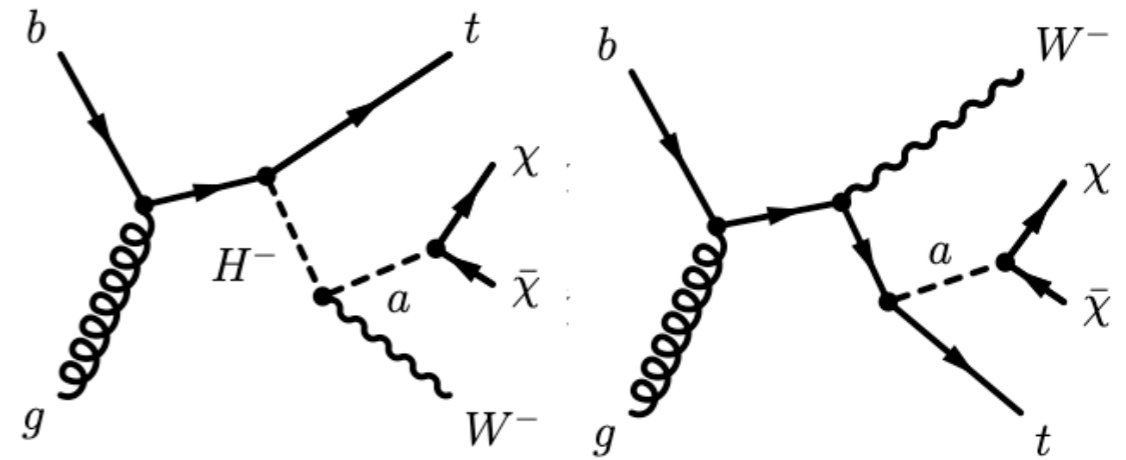
(0- and 1-lepton)

[Eur. Phys. J. C 83 \(2023\) 603](#)

(2-lepton)

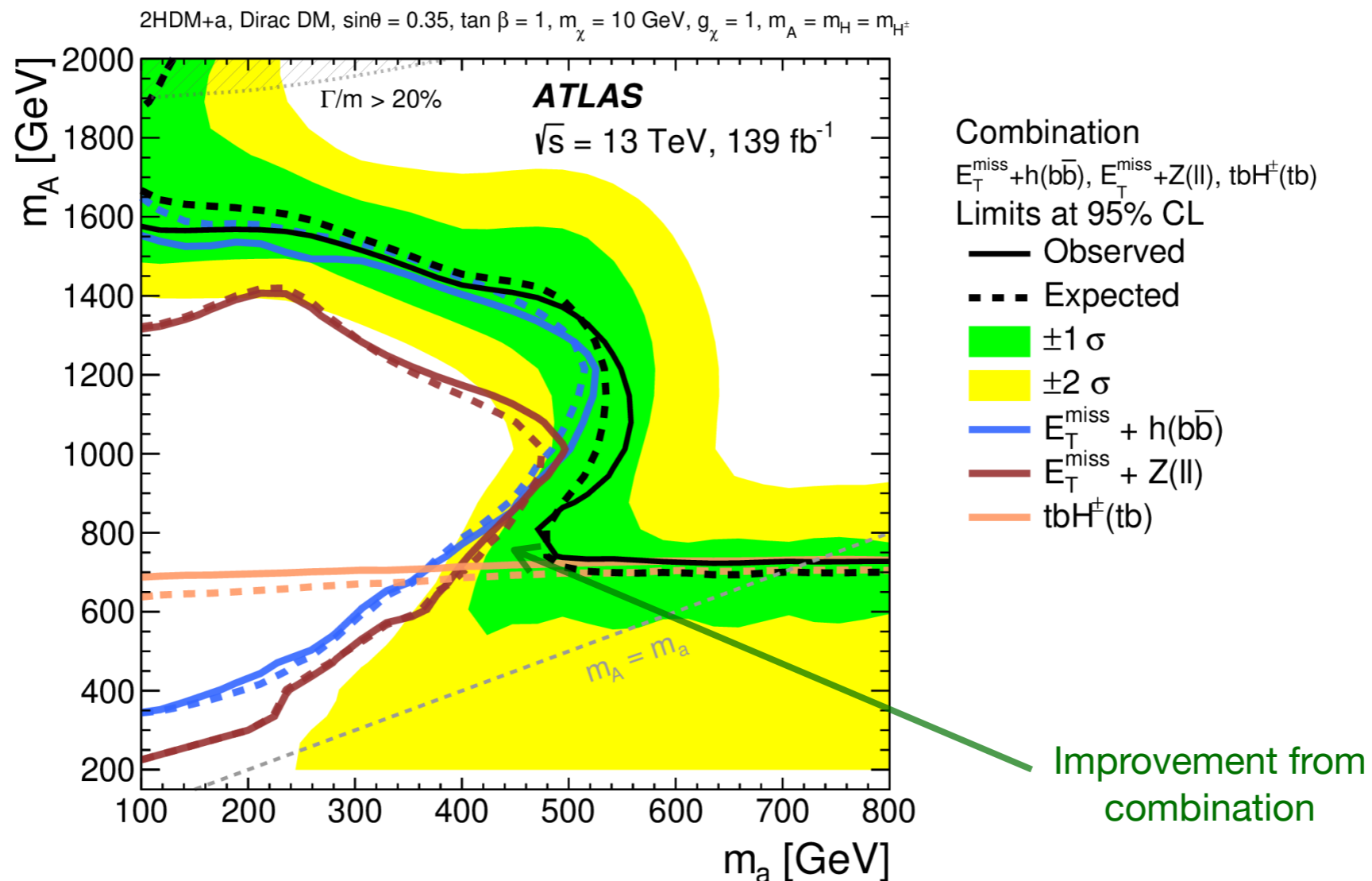
[Eur. Phys. J. C 81 \(2021\) 860](#)

- optimised specifically for 2HDM+a and particularly sensitive to on-shell  $H^\pm \rightarrow W^\pm a(\chi\bar{\chi})$
- Final interpretations
  - include both 2HDM+a  $E_T^{\text{miss}} + t\bar{t}$  and  $E_T^{\text{miss}} + tW$  signal contributions.
  - with combination of all three 0-, 1-, and 2-lepton channels.



# Statistical combination

- $E_T^{\text{miss}} + h(bb)$ ,  $E_T^{\text{miss}} + Z(ll)$  and  $tbH^\pm(tb)$ : Most constraining signatures of 2HDM+a.
  - $tbH^\pm(tb)$  gives significant complementarity to sensitivities of  $E_T^{\text{miss}} + X$
  - stat. combination of 3 channels to maximize 2HDM+a constraints in parameter space.
- Combined exclusion limits obtained from **profile likelihood ratio** corresponding to **3-channel-combined likelihood**.
- Decorrelate over-constrained/pulled uncertainties to avoid any phase-space-specific biases across channels.



# Summary of constraints on 2HDM+a

- constraints on 2HDM+a interpreted in **6 benchmark scenarios**.
  - highlight diverse phenomenology of 2HDM+a.
  - study the interplay and complementarities between different signatures.

Scenario		Fixed parameter values				Varied parameters
		$\sin \theta$	$m_A$ [GeV]	$m_a$ [GeV]	$\tan \beta$	
1	a	0.35	—	—	1.0	$(m_a, m_A)$
	b	0.70	—	—	1.0	
2	a	0.35	—	250	—	$(m_A, \tan \beta)$
	b	0.70	—	250	—	
3	a	0.35	600	—	—	$(m_a, \tan \beta)$
	b	0.70	600	—	—	
4	a	—	600	200	1.0	$\sin \theta$
	b	—	1000	350	1.0	
5		0.35	1000	400	1.0	$m_\chi$
6		0.35	1200	—	1.0	$(m_a, m_\chi)$

shows interplay due to mass hierarchies

motivated by similar scans done for general 2HDMs

illustration  $a$ - $A$  mixing parameter effect

connection with cosmological constraints and direct/indirect searches

showed for the 1st time

$m_\chi$  set to 10 GeV in all scenarios, except 5 and 6

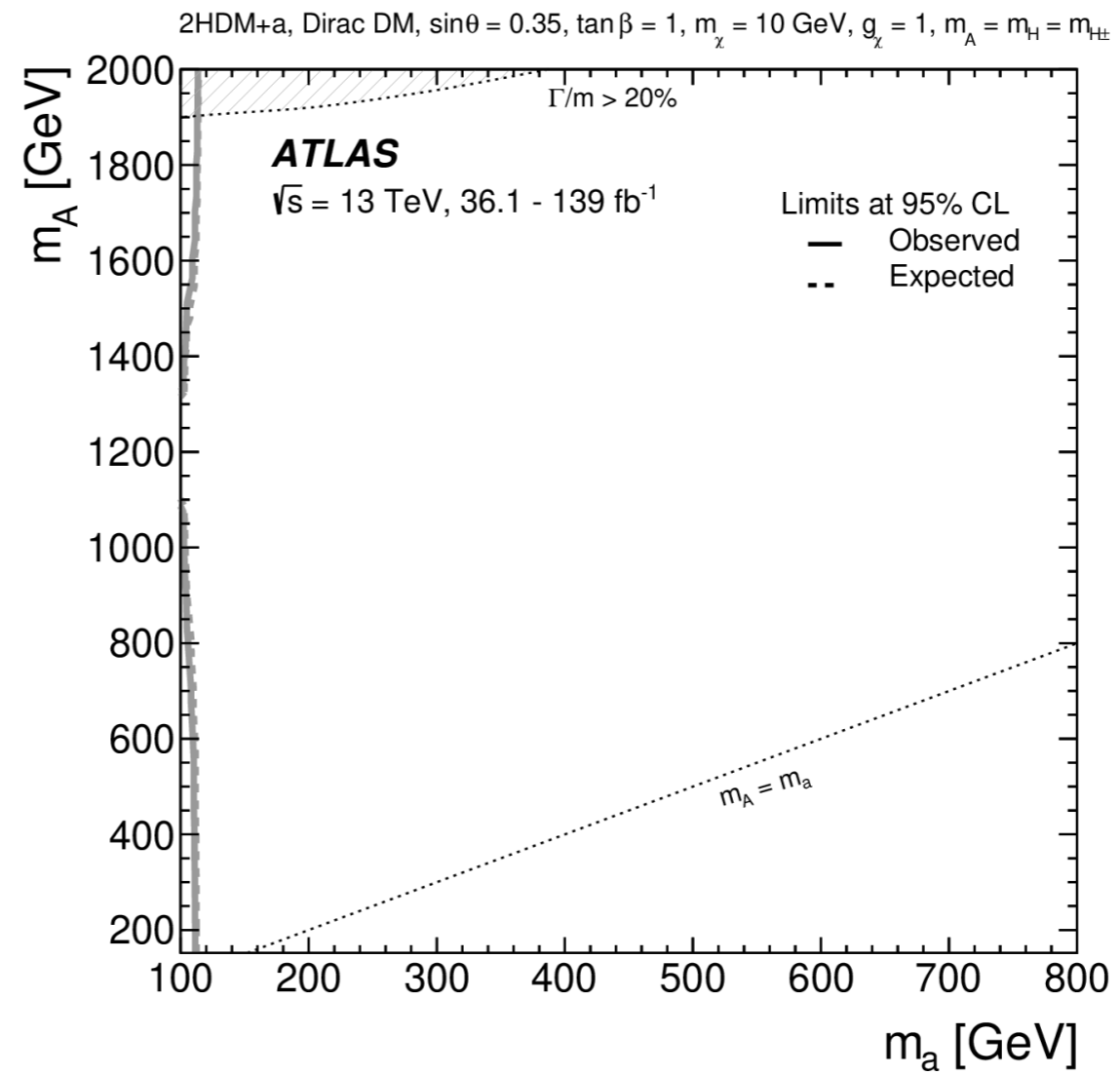
# Summary of constraints on 2HDM+a

Variety of searches interpreted in the context of different 2HDM+a benchmark scenarios

Analysis/Scenario	1a	1b	2a	2b	3a	3b	4a	4b	5	6
$E_T^{\text{miss}} + Z(\ell\ell)$ [74]	x	x	x	x	x	x	x	x	x	
$E_T^{\text{miss}} + h(b\bar{b})$ [75]	x	x	x	x	x	x	x	x	x	x
$E_T^{\text{miss}} + h(\gamma\gamma)$ [84]	x	x			x	x	x	x		
$E_T^{\text{miss}} + h(\tau\tau)$ [78]	x			x						
$E_T^{\text{miss}} + tW$ [77]	x	x	x	x	x	x	x	x		
$E_T^{\text{miss}} + j$ [45]	x	x			x	x	x	x		
$h \rightarrow \text{invisible}$ [86]	x	x			x					x
$E_T^{\text{miss}} + Z(q\bar{q})$ [127]	x						x	x		
$E_T^{\text{miss}} + b\bar{b}$ [128]							x	x		
$E_T^{\text{miss}} + t\bar{t}$ [128,129]							x	x		
$t\bar{t}t\bar{t}$ [85]	x	x	x	x	x	x	x	x	x	
$tbH^\pm(tb)$ [76]	x	x	x	x	x	x	x	x	x	
$h \rightarrow aa \rightarrow f\bar{f}f'f'$ [79,80,81,82,83]										x

# Scenario 1a: $\sin \theta = 0.35$ $m_A$ - $m_a$ plane

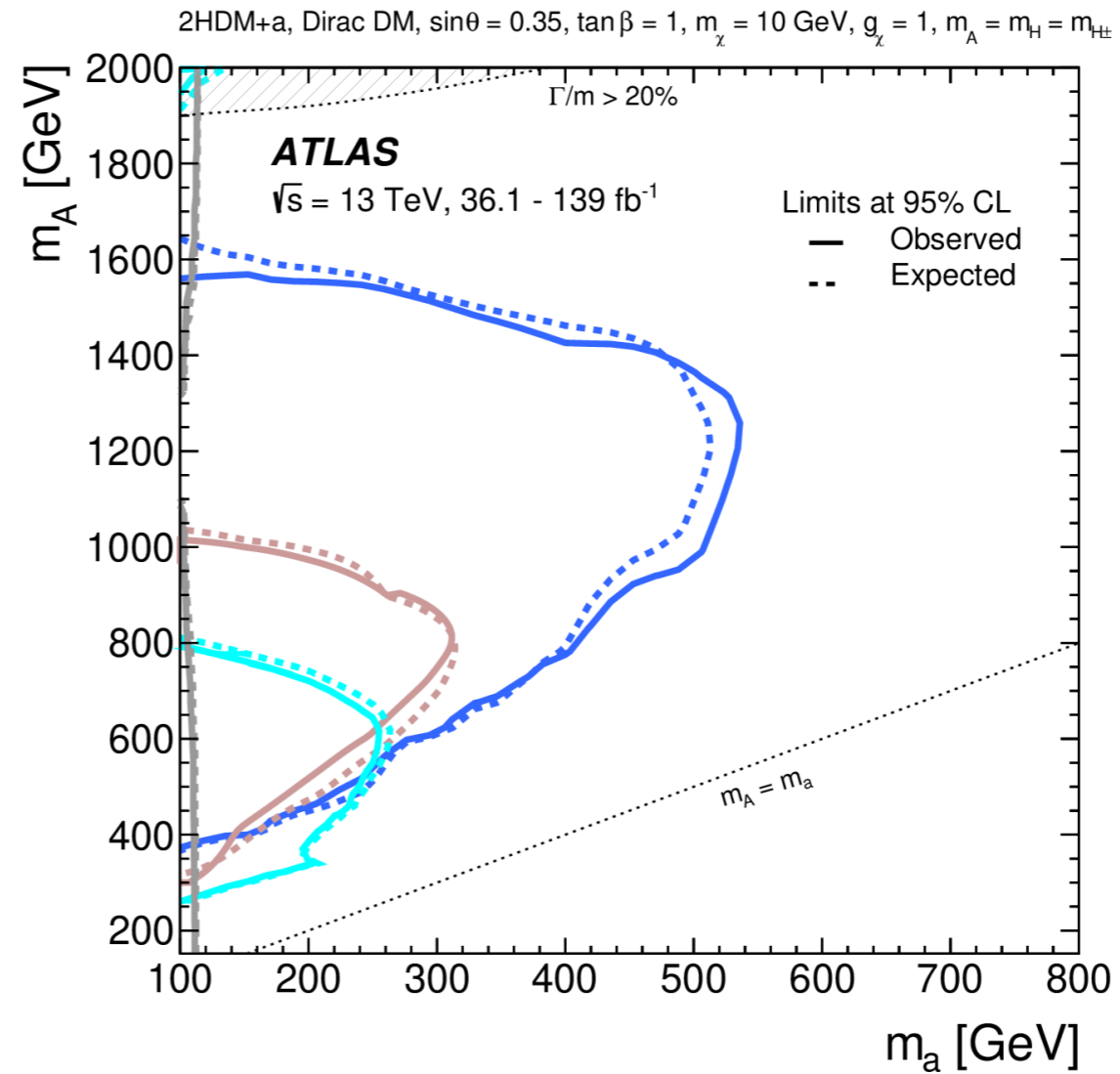
- $h \rightarrow$  invisible constrains very low  $m_a$ .



—  $h \rightarrow$  invisible, 139 fb<sup>-1</sup>  
arxiv:2301.10731

# Scenario 1a: $\sin \theta = 0.35$ $m_A$ - $m_a$ plane

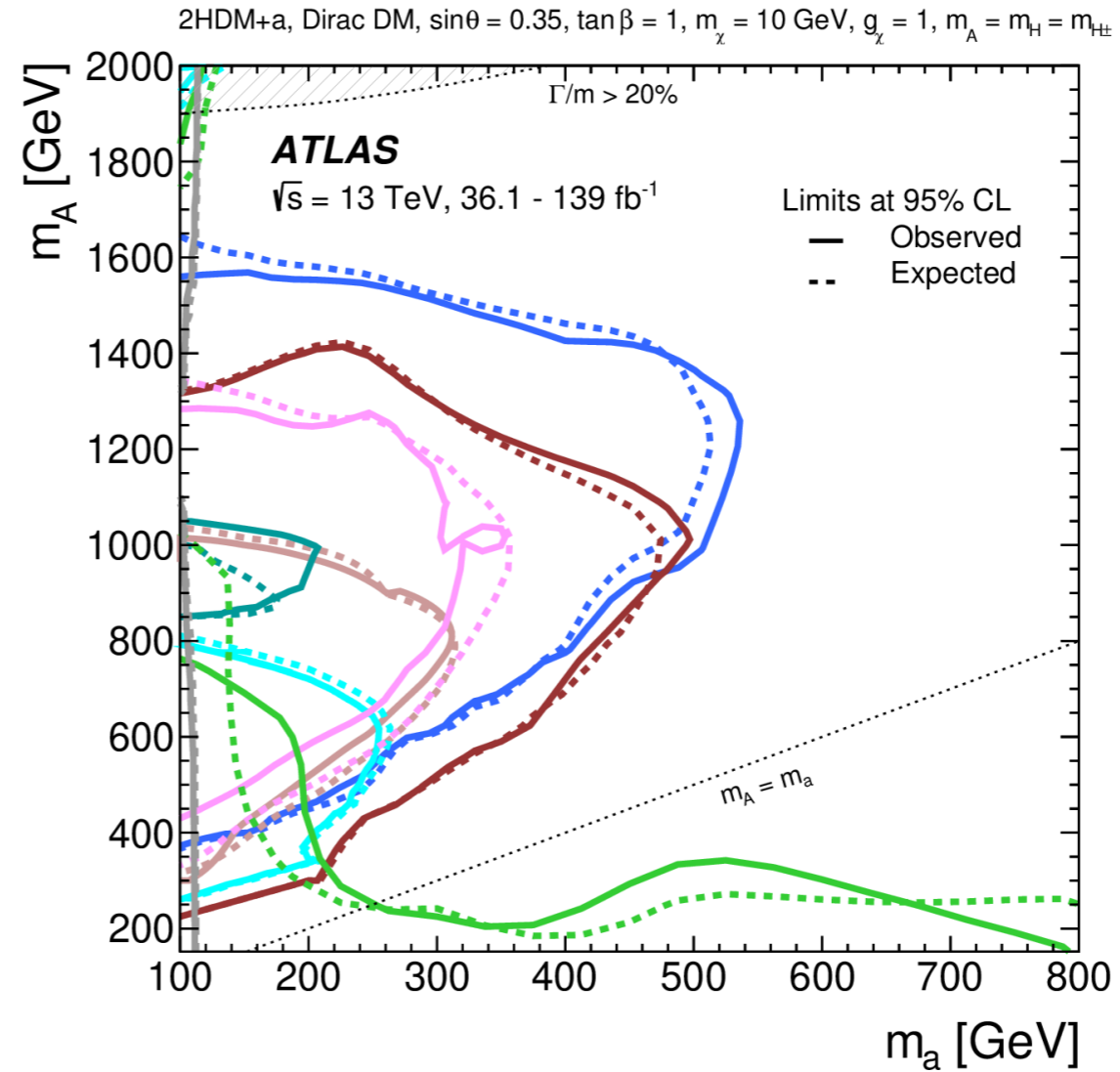
- $h \rightarrow$  invisible constrains very low  $m_a$ .
- constraints from  $E_T^{\text{miss}} + h$  signatures: similar  $m_A$ - $m_a$  dependence, with  $h \rightarrow bb$  most sensitive.



- $E_T^{\text{miss}} + h(b\bar{b})$ , 139 fb $^{-1}$   
 JHEP 11 (2021) 209
- $E_T^{\text{miss}} + h(\tau\tau)$ , 139 fb $^{-1}$   
 arXiv:2305.12938
- $E_T^{\text{miss}} + h(\gamma\gamma)$ , 139 fb $^{-1}$   
 JHEP 10 (2021) 13
- $h \rightarrow$  invisible, 139 fb $^{-1}$   
 arxiv:2301.10731

# Scenario 1a: $\sin \theta = 0.35$ $m_A$ - $m_a$ plane

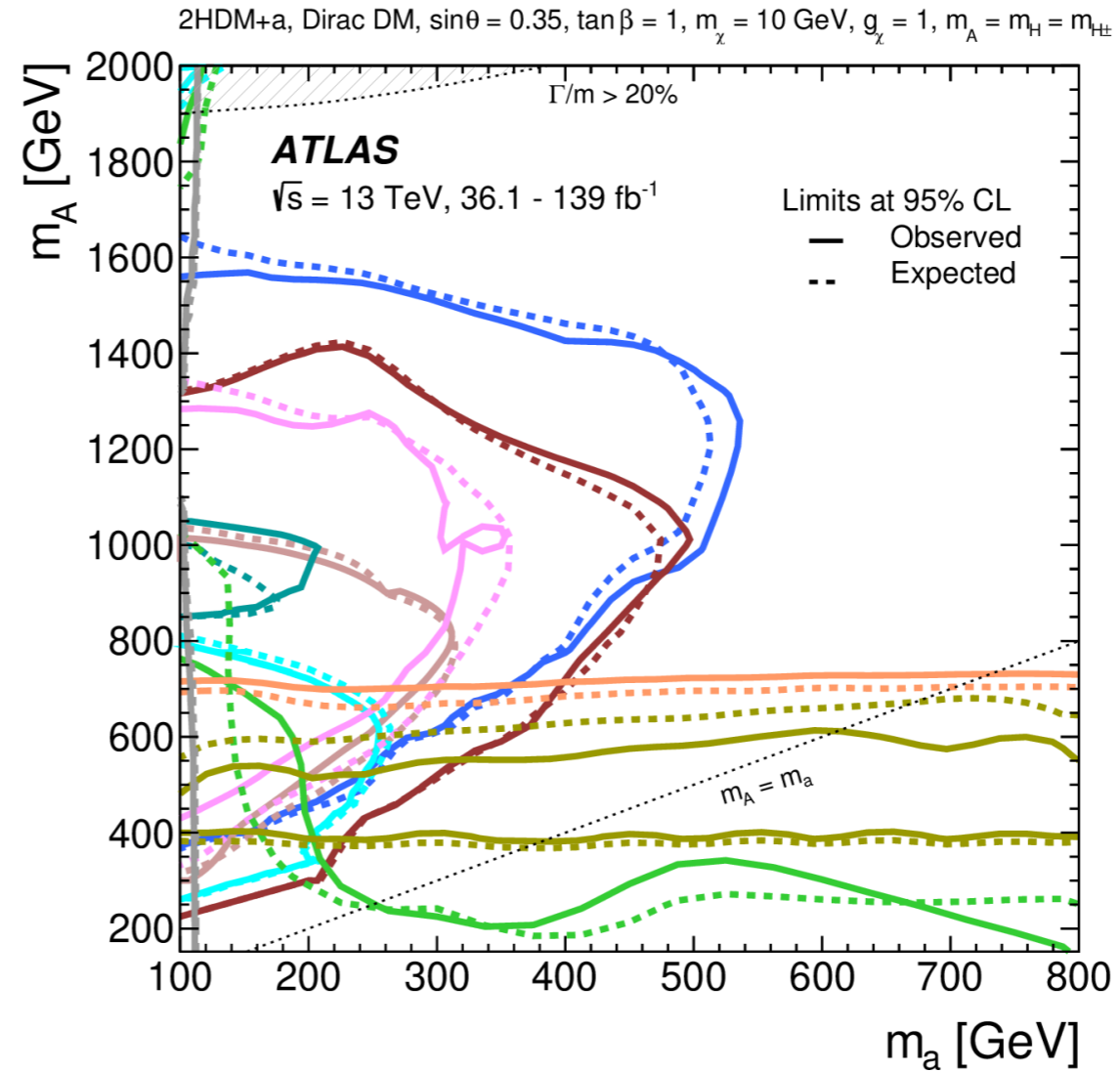
- $h \rightarrow$  invisible constrains very low  $m_a$ .
- constraints from  $E_T^{\text{miss}} + h$  signatures: similar  $m_A$ - $m_a$  dependence, with  $h \rightarrow bb$  most sensitive.
- $E_T^{\text{miss}} + tW$  similar to  $E_T^{\text{miss}} + Z(\ell\ell)$  but with smaller excl. region.
- $E_T^{\text{miss}} + \text{jet}$  sensitivity notably different from those of  $E_T^{\text{miss}} + Z$  and  $E_T^{\text{miss}} + h$ .



- $E_T^{\text{miss}} + h(b\bar{b})$ , 139 fb $^{-1}$   
JHEP 11 (2021) 209
- $E_T^{\text{miss}} + h(\tau\tau)$ , 139 fb $^{-1}$   
arXiv:2305.12938
- $E_T^{\text{miss}} + h(\gamma\gamma)$ , 139 fb $^{-1}$   
JHEP 10 (2021) 13
- $E_T^{\text{miss}} + Z(\ell\ell)$ , 139 fb $^{-1}$   
PLB 829 (2022) 137066
- $E_T^{\text{miss}} + Z(q\bar{q})$ , 36.1 fb $^{-1}$   
JHEP 10 (2018) 180
- $E_T^{\text{miss}} + tW$ , 139 fb $^{-1}$   
arXiv:2211.13138
- $E_T^{\text{miss}} + j$ , 139 fb $^{-1}$   
PRD 103 (2021) 112006
- $h \rightarrow$  invisible, 139 fb $^{-1}$   
arxiv:2301.10731

# Scenario 1a: $\sin \theta = 0.35$ $m_A$ - $m_a$ plane

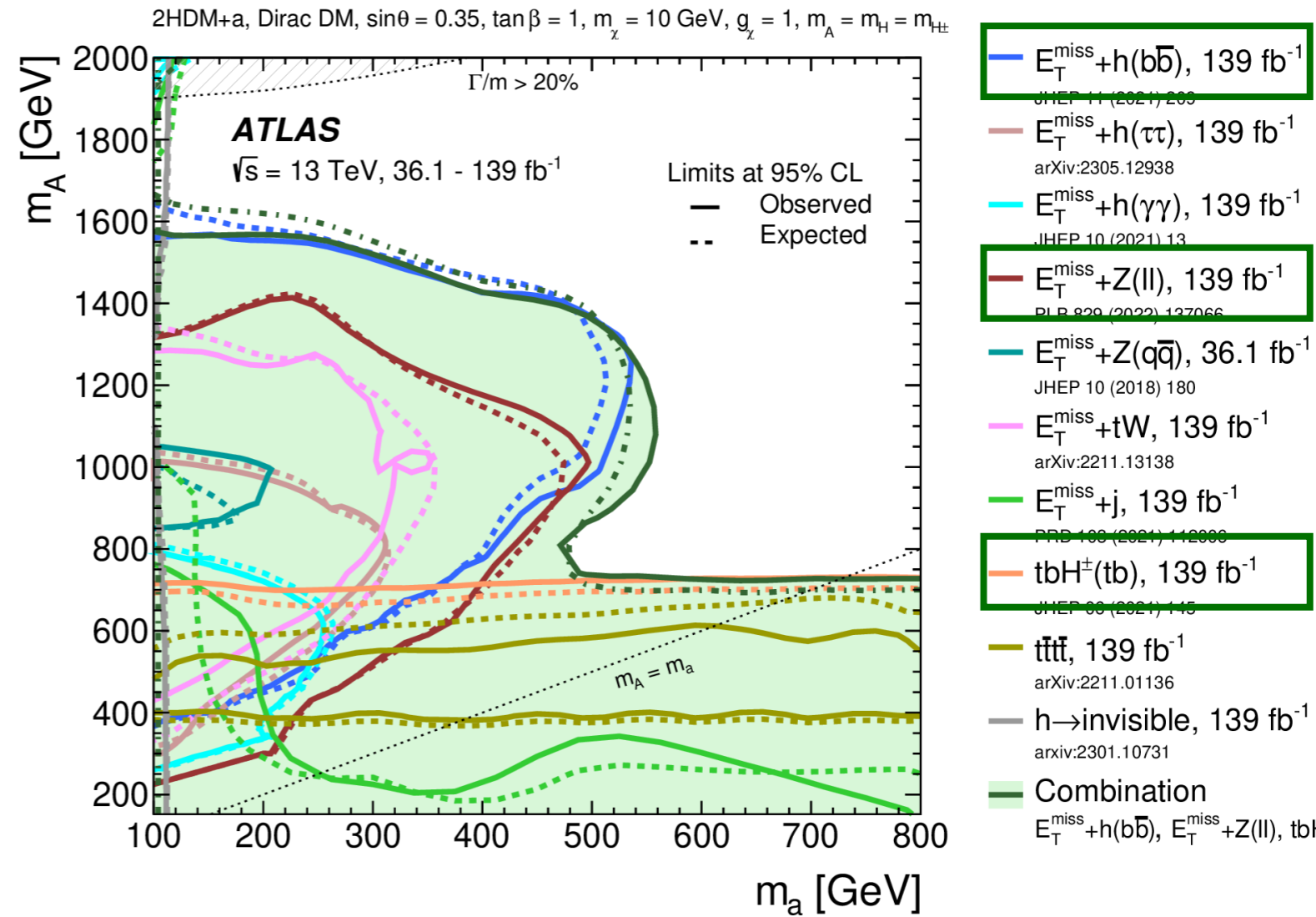
- $h \rightarrow$  invisible constrains very low  $m_a$ .
- constraints from  $E_T^{\text{miss}} + h$  signatures: similar  $m_A$ - $m_a$  dependence, with  $h \rightarrow bb$  most sensitive.
- $E_T^{\text{miss}} + tW$  similar to  $E_T^{\text{miss}} + Z(\ell\ell)$  but with smaller excl. region.
- $E_T^{\text{miss}} + \text{jet}$  sensitivity notably different from those of  $E_T^{\text{miss}} + Z$  and  $E_T^{\text{miss}} + h$ .
- Complementary constraints from searches not targeting DM.



- $E_T^{\text{miss}} + h(b\bar{b})$ , 139 fb $^{-1}$   
 JHEP 11 (2021) 209
- $E_T^{\text{miss}} + h(\tau\tau)$ , 139 fb $^{-1}$   
 arXiv:2305.12938
- $E_T^{\text{miss}} + h(\gamma\gamma)$ , 139 fb $^{-1}$   
 JHEP 10 (2021) 13
- $E_T^{\text{miss}} + Z(\ell\ell)$ , 139 fb $^{-1}$   
 PLB 829 (2022) 137066
- $E_T^{\text{miss}} + Z(q\bar{q})$ , 36.1 fb $^{-1}$   
 JHEP 10 (2018) 180
- $E_T^{\text{miss}} + tW$ , 139 fb $^{-1}$   
 arXiv:2211.13138
- $E_T^{\text{miss}} + j$ , 139 fb $^{-1}$   
 PRD 103 (2021) 112006
- $t\bar{b}H^\pm(t\bar{b})$ , 139 fb $^{-1}$   
 JHEP 06 (2021) 145
- $t\bar{t}t\bar{t}$ , 139 fb $^{-1}$   
 arXiv:2211.01136
- $h \rightarrow$  invisible, 139 fb $^{-1}$   
 arxiv:2301.10731

# Scenario 1a: $\sin \theta = 0.35$ $m_A$ - $m_a$ plane

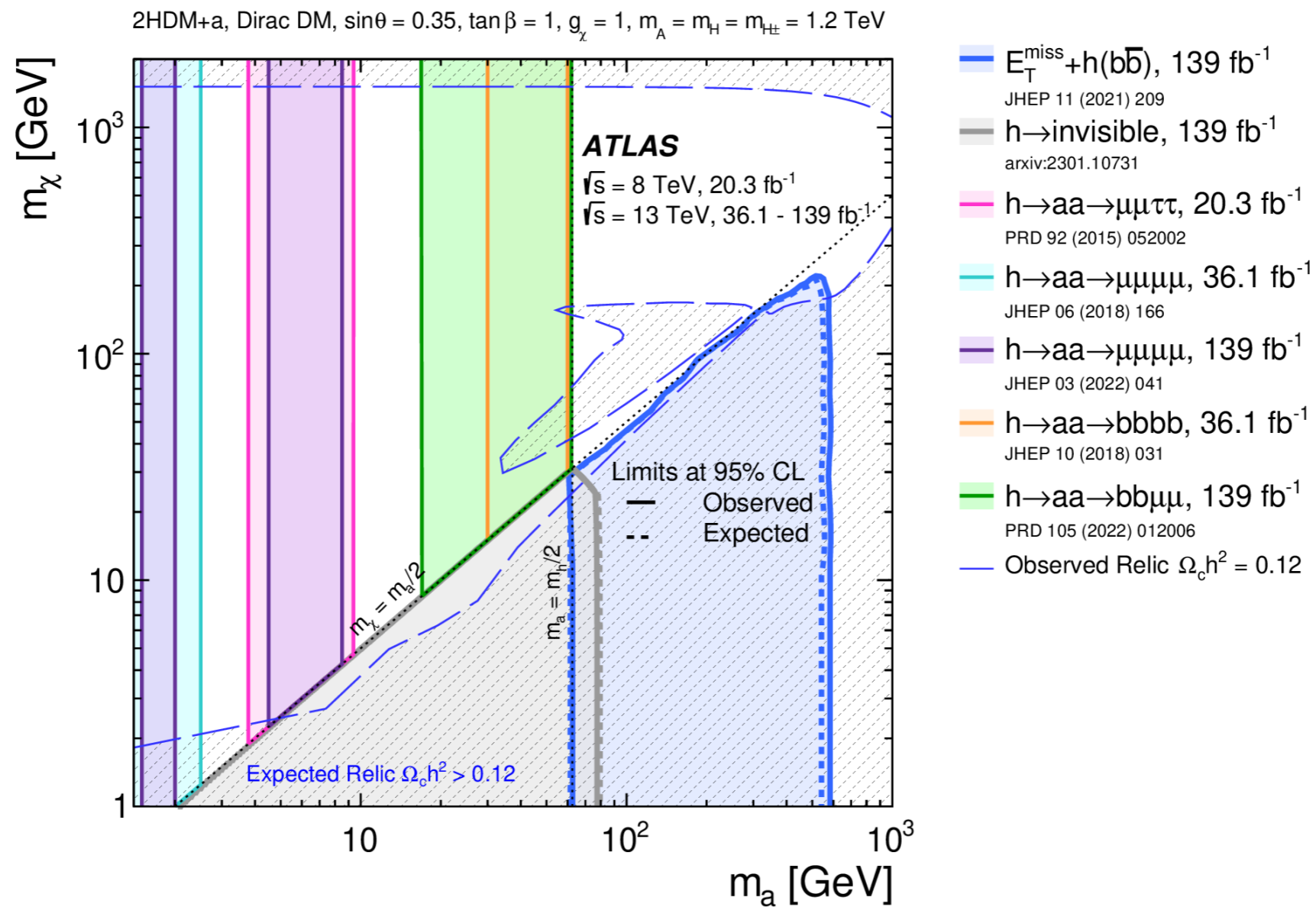
- $h \rightarrow$  invisible constrains very low  $m_a$ .
- constraints from  $E_T^{\text{miss}} + h$  signatures: similar  $m_A$ - $m_a$  dependence, with  $h \rightarrow bb$  most sensitive.
- $E_T^{\text{miss}} + tW$  similar to  $E_T^{\text{miss}} + Z(\ell\ell)$  but with smaller excl. region.
- $E_T^{\text{miss}} + \text{jet}$  sensitivity notably different from those of  $E_T^{\text{miss}} + Z$  and  $E_T^{\text{miss}} + h$ .
- Complementary constraints from searches not targeting DM.
- Sensitivity of 2HDM+a driven by the combination.



Most comprehensive  
set of constraints on  
2HDM+a to date

# Scenario 6: $m_a$ - $m_\chi$ plane

- New interpretation in  $m_a$ - $m_\chi$  plane:
  - Searches for SM Higgs decaying to 4 fermions via  $aa$  constrain previously unprobed region of 2HDM+a.
  - Complementarity to  $h \rightarrow$  invisible and  $E_T^{\text{miss}} + h(bb)$  searches.



# Conclusion

- The results in this paper represent the most comprehensive set of constraints on the 2HDM+ $a$  obtained by the ATLAS Collaboration to date. We have determined the sensitivity of many relevant signatures, determining the exclusions of these channels for the first time.
- Statistical combination of  $E_T^{miss} + Z(l\bar{l})$ ,  $E_T^{miss} + h(bb)$  and  $tbH^\pm(tb)$  extends the sensitivity to the 2HDM+ $a$  compared to the sensitivities derived from the individual searches across different regions of the 2HDM+ $a$  parameter space
- For the first time the results of searches targeting  $h \rightarrow aa \rightarrow 4f$  are used to constrain a part of previously unprobed 2HDM+ $a$  parameter space.

**Thank you for your attention!!!**

**Backup**

# 2HDM+a

- Coupling of pseudo scalar  $P$  to the dark Dirac fermion  $\chi$

$$\mathcal{L}_\chi = -iy_\chi P \bar{\chi} \gamma_5 \chi ,$$

- Yukawa couplings of Higgs doublets to SM fermions

$$\mathcal{L}_Y = - \sum_{i=1,2} \left( \bar{Q} Y_u^i \tilde{H}_i u_R + \bar{Q} Y_d^i H_i d_R + \bar{L} Y_\ell^i H_i \ell_R + \text{h.c.} \right) .$$

- Most general scalar potential of two Higgs doublets

$$V = V_H + V_{HP} + V_P ,$$

$$V_H = \mu_1 H_1^\dagger H_1 + \mu_2 H_2^\dagger H_2 + \left( \mu_3 H_1^\dagger H_2 + \text{h.c.} \right) + \lambda_1 (H_1^\dagger H_1)^2 + \lambda_2 (H_2^\dagger H_2)^2 \\ + \lambda_3 (H_1^\dagger H_1) (H_2^\dagger H_2) + \lambda_4 (H_1^\dagger H_2) (H_2^\dagger H_1) + \left[ \lambda_5 (H_1^\dagger H_2)^2 + \text{h.c.} \right] ,$$

$$V_{HP} = P \left( ib_P H_1^\dagger H_2 + \text{h.c.} \right) + P^2 \left( \lambda_{P1} H_1^\dagger H_1 + \lambda_{P2} H_2^\dagger H_2 \right) ,$$

$$V_P = \frac{1}{2} m_P^2 P^2 .$$

# HLRS searches

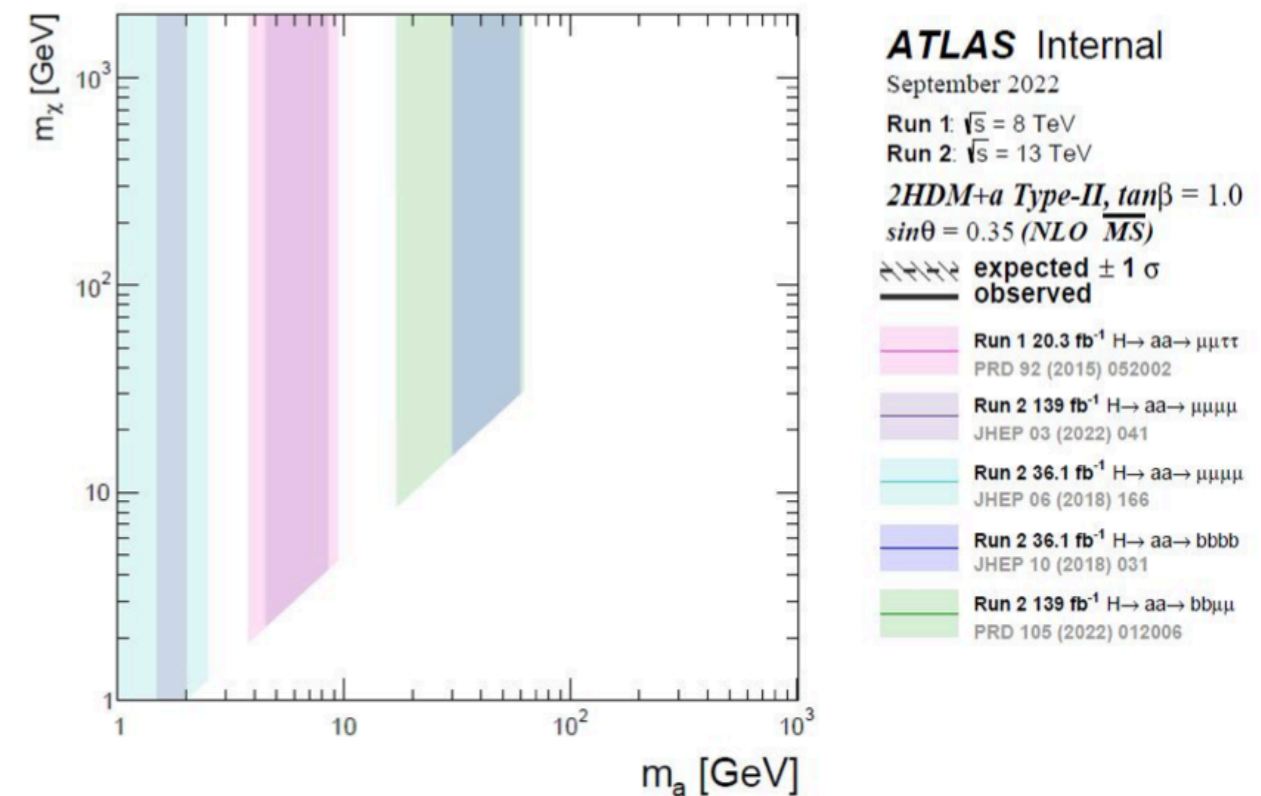
For lower values of  $m_a$ , there is strong complementarity with light resonance searches for  $H \rightarrow aa \rightarrow 4f$ . A  $m_a - m_\chi$  scan has been designed to illustrate that.

Benchmark model parameters tuned to evade constraints from total Higgs width:

$$\{m_A, \tan \beta, \sin \theta, \lambda_3, y_\chi\} = \{1.2 \text{ TeV}, 1, 0.35, 3, 1\}$$

Results from the following searches are used as inputs for  $m_a - m_\chi$  scan:

- search for  $H \rightarrow aa \rightarrow bb\mu\mu$  [[arXiv:2110.00313](https://arxiv.org/abs/2110.00313)]
- search for  $H \rightarrow aa \rightarrow bbbb$  [[arXiv:1806.07355](https://arxiv.org/abs/1806.07355)]
- two searches of the  $H \rightarrow XX/ZX \rightarrow llll$  [[arXiv:1802.03388](https://arxiv.org/abs/1802.03388), [arXiv:2110.13673](https://arxiv.org/abs/2110.13673)]
- search for  $H \rightarrow aa \rightarrow \mu\mu\tau\tau$  [[arXiv:1505.01609](https://arxiv.org/abs/1505.01609)]

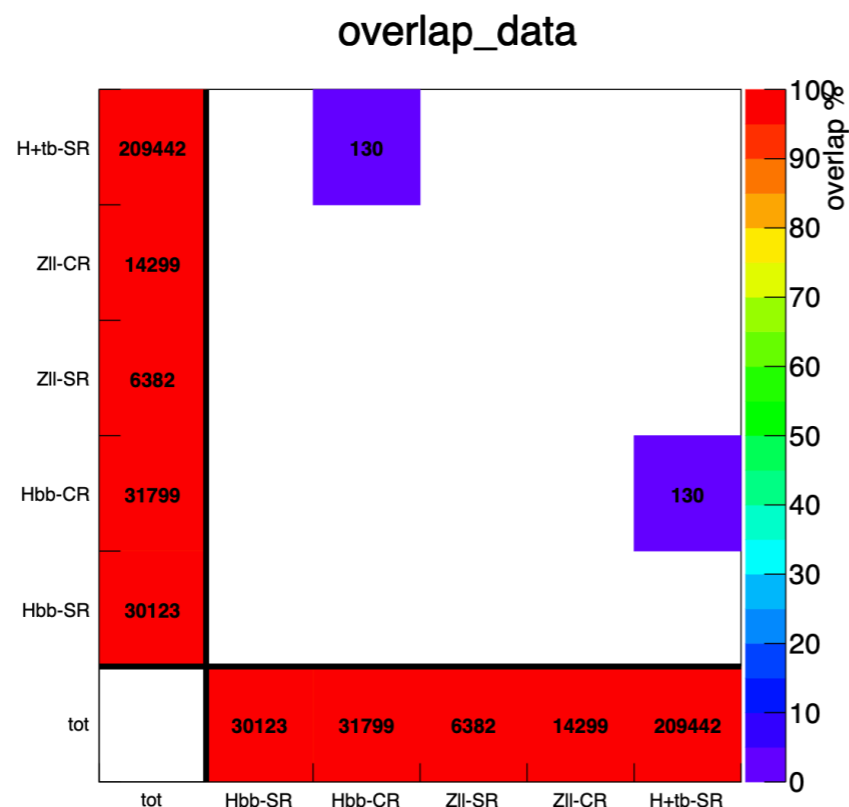


# Statistical combination of results

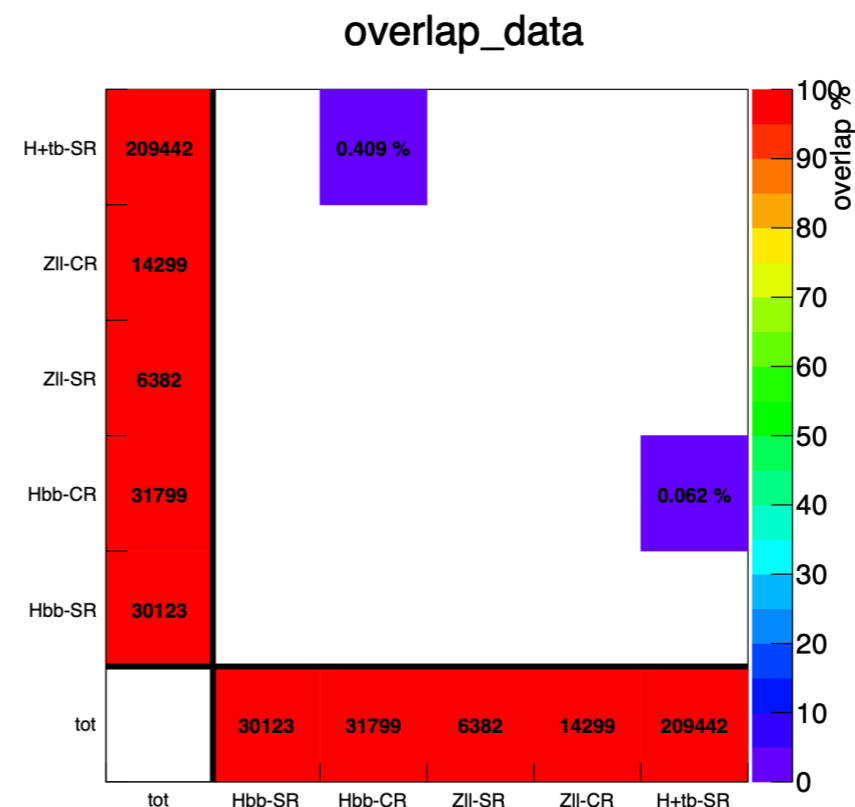
## Orthogonality checks

- The statistical combination is facilitated as the input analyses statistically independent.
- Due to b- and lepton-multiplicity requirements, no overlap between the 3 analyses SRs is expected.
- Negligible ( $\ll 1\%$ ) event overlap observed between  $H^\pm \rightarrow tb$  SR and  $E_T^{miss} + h(bb)$  CR, no impact on the combination.

Input Analysis	Signal selection
EtMiss + Z(l)	b-jet veto
EtMiss + h(bb)	$\geq 2$ b-jets, 0 lepton
Charged H $\rightarrow$ tb	$\geq 3$ b-jets, 1 lepton



(a) Full run 2 data, number of overlapped events



(b) Full run 2 data, fraction of overlapped events

# Statistical combination of results

## Statistical analysis

- The combination is performed by constructing the analyses' likelihood and maximizing the corresponding profile likelihood ratio.
- The likelihood used in the combination defined as:

$$\mathcal{L}(\text{data}|\mu, \lambda_\mu, \theta_\mu) = \prod_{c=1}^{N_{\text{cats}}} \mathcal{L}_c(\text{data}|\mu, \lambda_\mu, \theta_\mu) \prod_{k=1}^{N_{\text{cons}}} \mathcal{F}(\tilde{\theta}_{\mu,k}|\theta_{\mu,k})$$

Diagram illustrating the likelihood function components:

- Parameter of interest: signal strength ( $\mu$ )
- Norm factors ( $\lambda_\mu$ )
- Nuisance parameters ( $\theta_\mu$ )
- Global observable ( $\tilde{\theta}_{\mu,k}$ )
- Poisson/Gaussian/Log-normal distribution ( $\mathcal{F}$ )

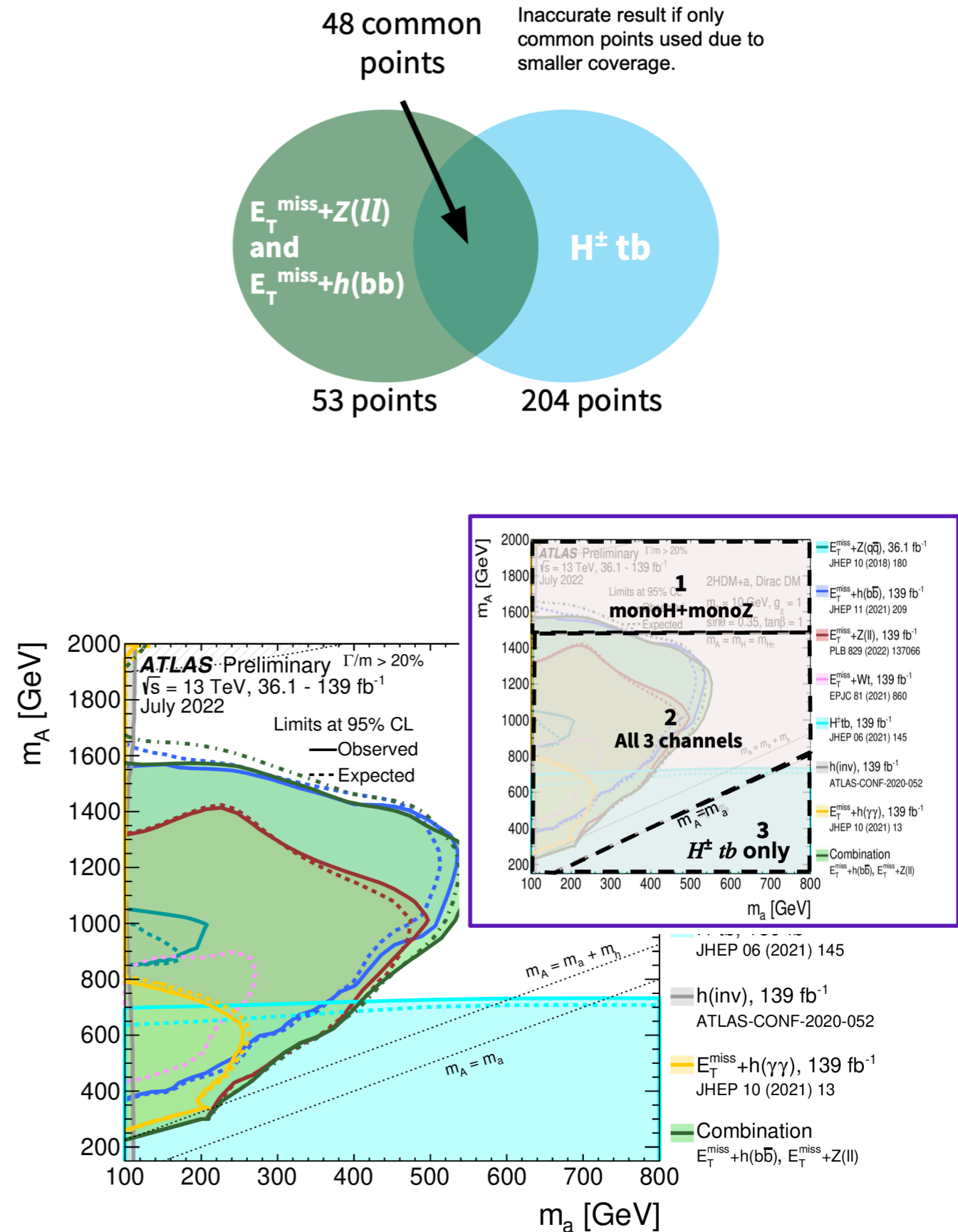
- 95% CL limits are obtained using the profile likelihood ratio test statistic as:

$$q_\mu = \frac{\mathcal{L}(\mu, \hat{\lambda}_\mu, \hat{\theta}_\mu)}{\mathcal{L}(\hat{\mu}, \hat{\lambda}_{\hat{\mu}}, \hat{\theta}_{\hat{\mu}})},$$

# Statistical combination of results

## Combination strategy

- $tbH^\pm(tb)$  added to stat. combination with  $E_T^{miss} + Z(ll)$  and  $E_T^{miss} + h(bb)$  for the first time  $\rightarrow$  can significantly improve sensitivity.
- Usually, the combination is done for every common signal point over 3 channels.
- **Hybrid combination approach**: exclude channels that have negligible sensitivities in a certain region.
  - $m_A > 1500$  GeV:  $E_T^{miss} + Z(ll)$  and  $E_T^{miss} + h(bb)$ .
  - $m_A < 1500$  GeV and  $m_A > m_a$ : all 3 channels combined.
  - $m_A < m_a$  (off-shell region for mono-X searches):  $H^\pm \rightarrow tb$  only.



# Statistical combination of results

## Uncertainties and their correlations

- Most experimental uncertainties related to reconstruction of physics objects are correlated across search channels.
- Uncertainties stemming from b-jet identification are not correlated due to different choices of algorithm and operating point.
- Uncertainties constrained in a particular analysis are not correlated to avoid bringing tensions from any phase-space-specific biases across channels.
- Due to different processes and phase spaces being probed, modelling uncertainties are uncorrelated across analyses.
- Different correlation choices for FTAG/JER/MET and strongly-constrained NPs were tested without observed impact on the exclusions.

Uncertainty source	$\Delta\mu$ [%]
Statistical uncertainty	25.0
Systematic uncertainties	27.6
Theory uncertainties	16.2
Signal modelling	2.8
Background modelling	15.9
Experimental uncertainties (excl. MC stat.)	18.8
Luminosity, pile-up	3.9
Jets, $E_T^{\text{miss}}$	12.3
Flavour tagging	9.1
Electrons, muons	6.1
MC statistical uncertainty	9.3
Total uncertainty	37.2

stat. and syst. uncertainties to tot. uncertainty on the best-fit  $\mu$  for ( $m_a = 450$  GeV,  $m_H = 800$  GeV,  $\tan\beta = 1$  and  $\sin\theta = 0.35$ ) excluded by the combination but is not by any single input analysis

# Statistical combination of results

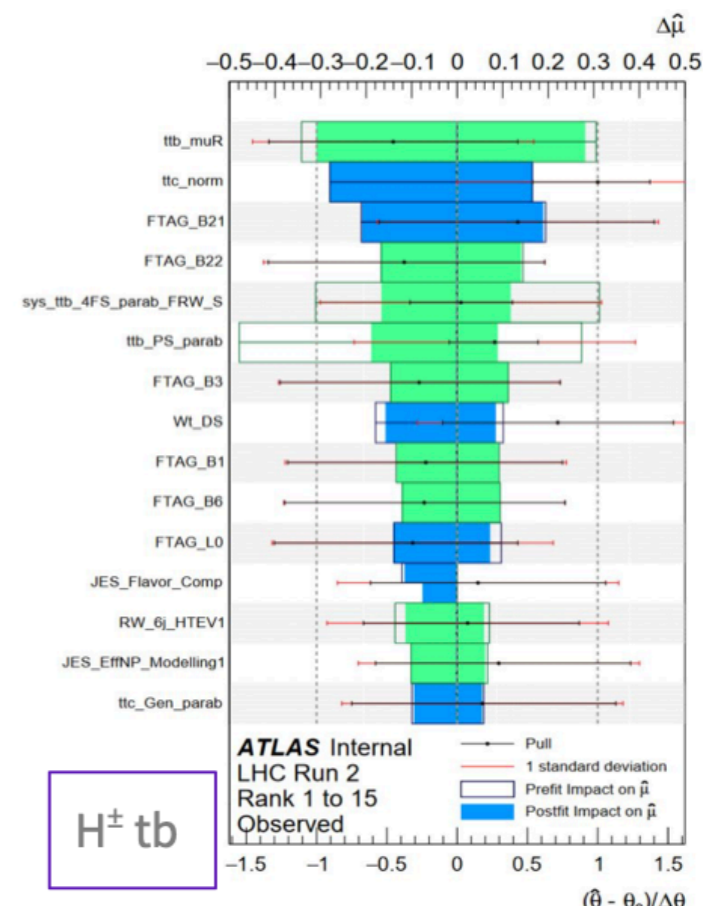
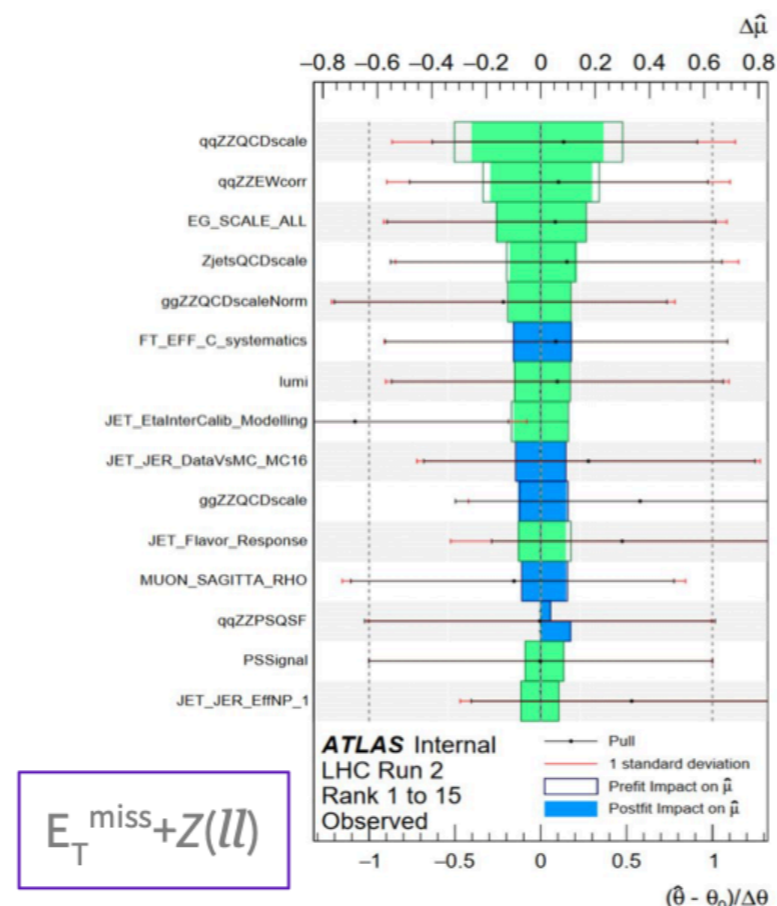
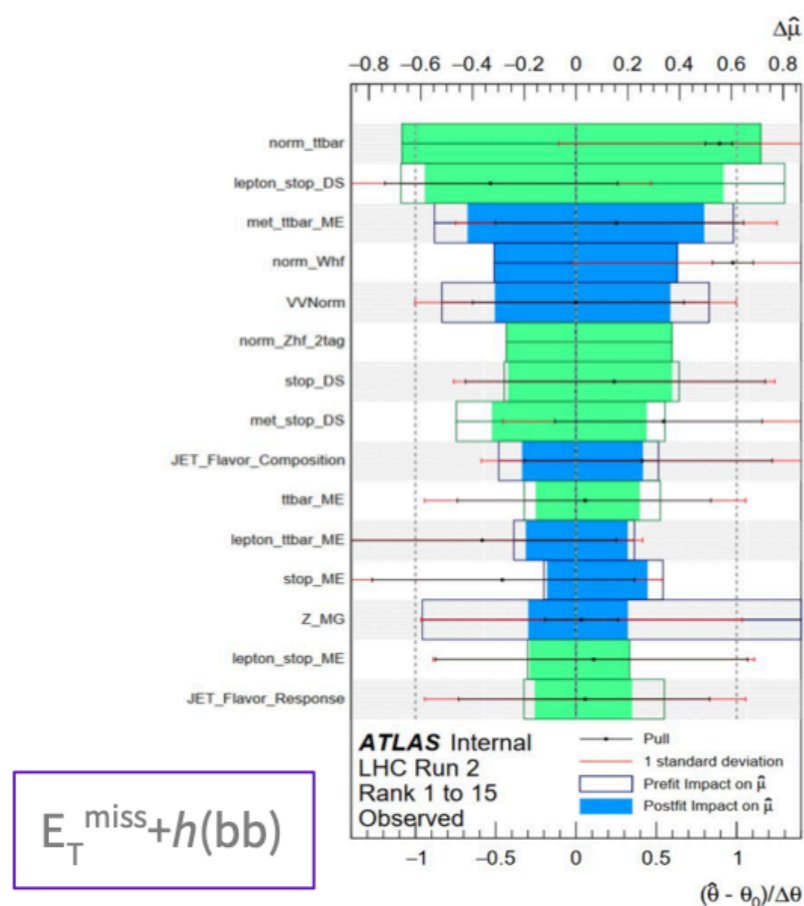
## Uncertainties and their correlations

### Correlation Scheme

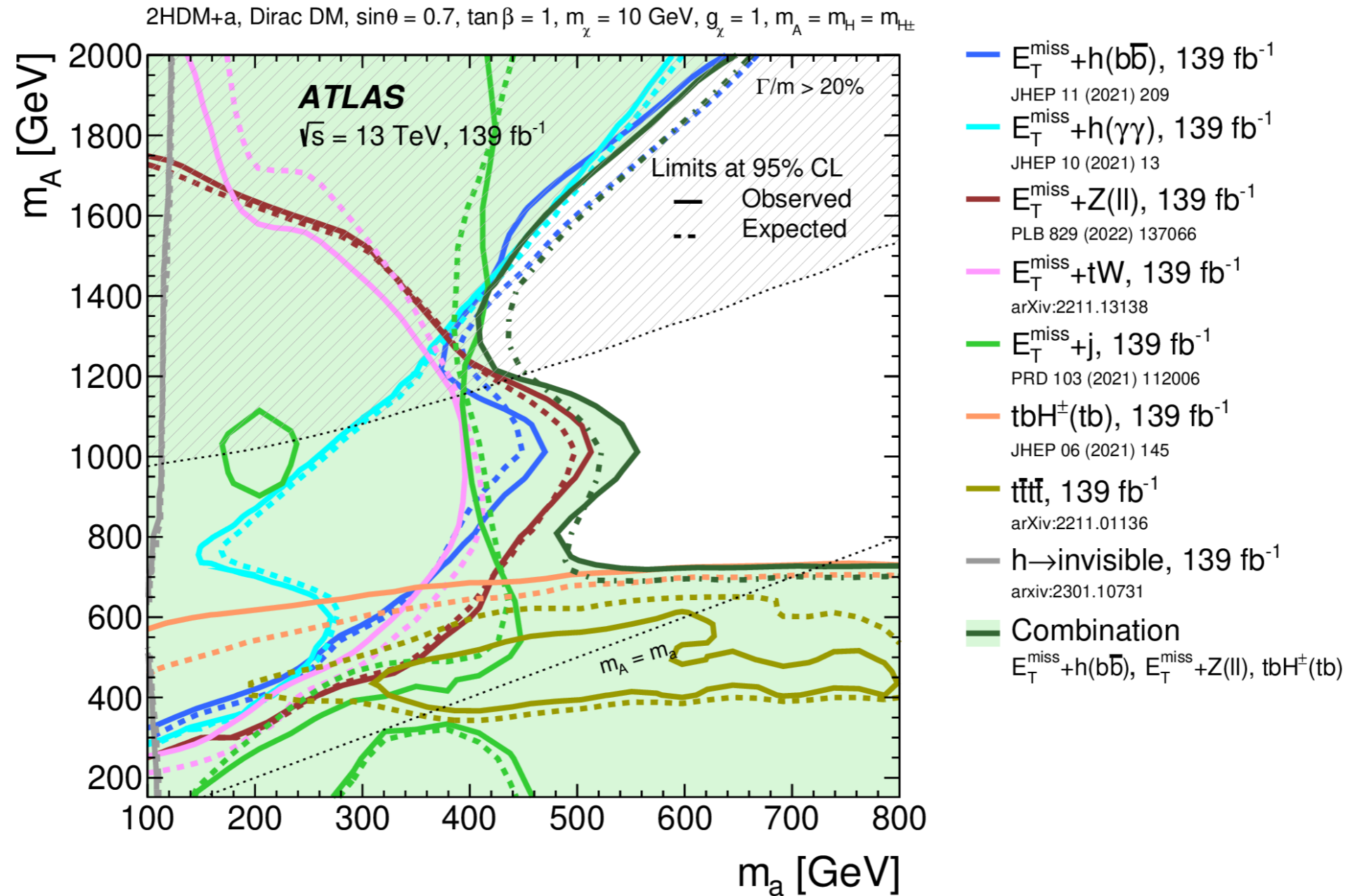
Correlation scheme is studied and developed based on signal at  $m_A=800$ ,  $m_a=500$ ,  $\tan\beta=1$  and  $\sin\theta=0.35$ , in the “intersection” region where it has not been excluded in all three channels but within the reach of sensitivity from combination.

NP rankings for single channels could be reproduced.

The majority of leading NPs are channel-specific systematics (e.g., theory systematics on the background modeling). The impact from correlation should be small.



# Scenario 1b: $\sin \theta = 0.7$ $m_A$ - $m_a$ plane

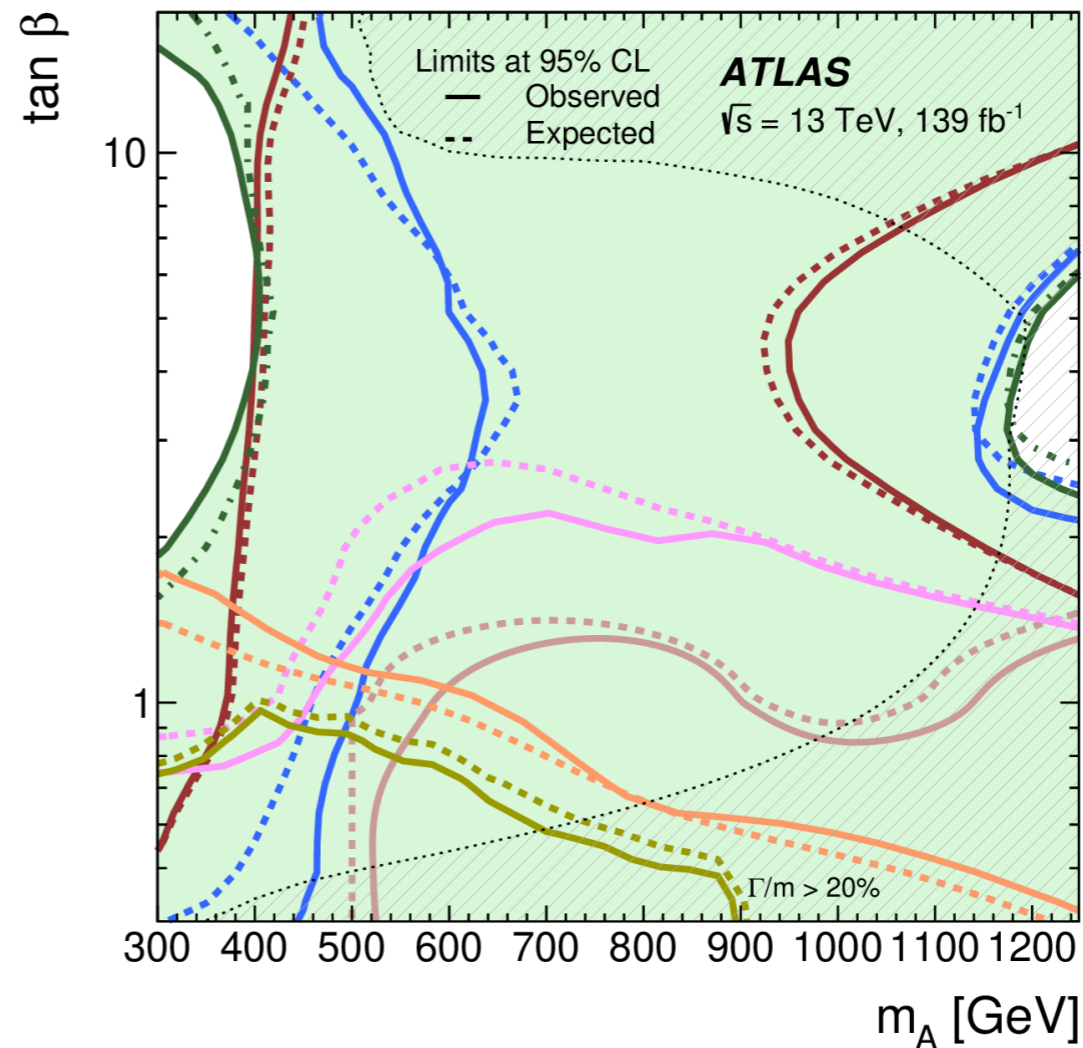
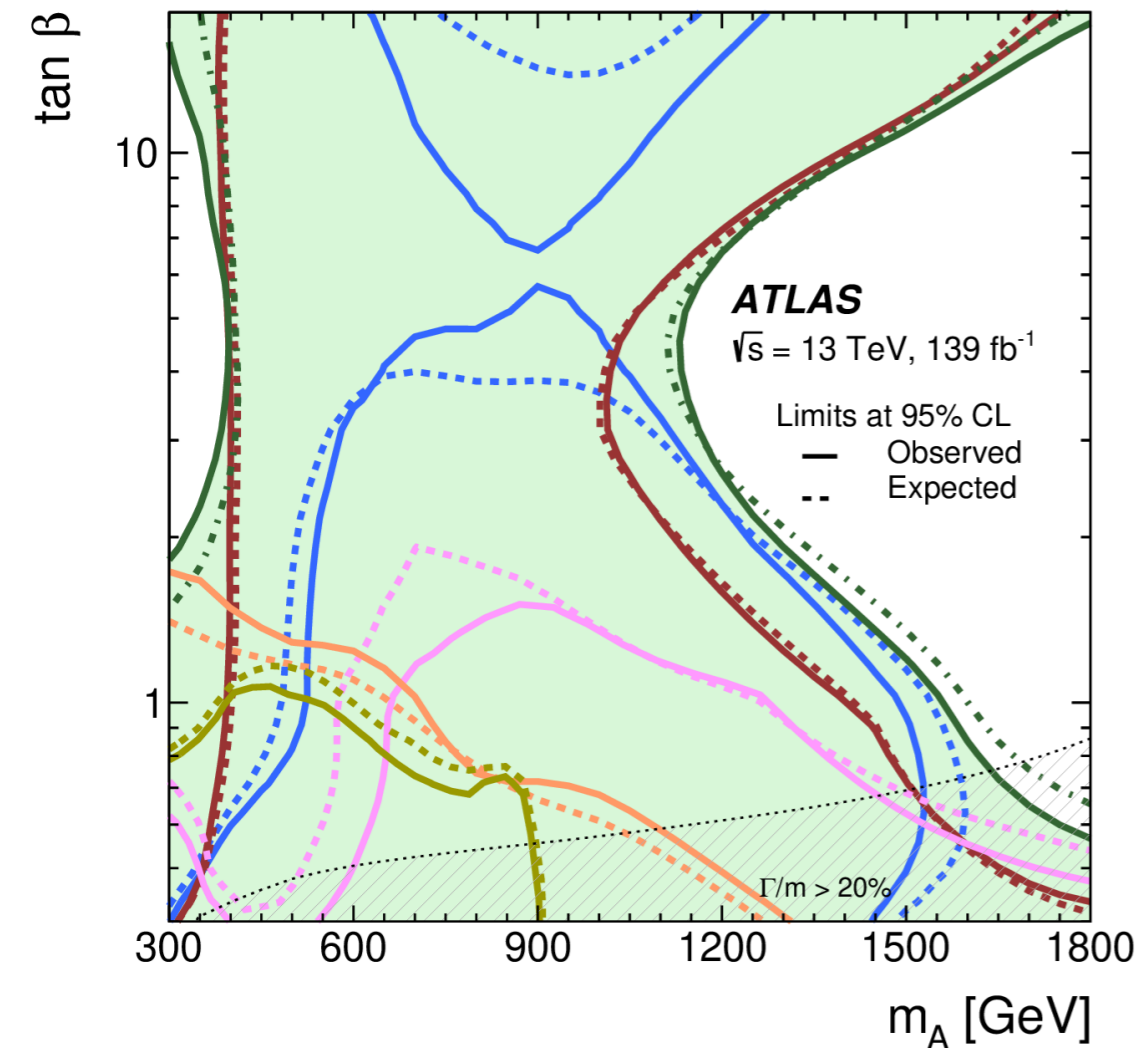


# Scenario 2: $m_A - \tan \beta$ planes

- Large fraction of parameter plane excluded by  $E_T^{miss} + Z(ll)$ ,  $E_T^{miss} + h(bb)$  dominates in high- $m_A$  but still gives sensitivity in low- $m_A$  with  $tbH^\pm(tb)$ .
- $E_T^{miss} + Z(ll)$  and  $E_T^{miss} + h(bb)$  sensitivities driven by the transition from gg- to bb-initiated production with a decrease at  $\tan \beta \approx 5$ .
- Combination significantly improves the excl. parameter space.

2HDM+a, Dirac DM,  $\sin\theta = 0.35$ ,  $m_\chi = 10$  GeV,  $g_\chi = 1$ ,  $m_A = m_H = m_{H^\pm}$ ,  $m_a = 250$  GeV

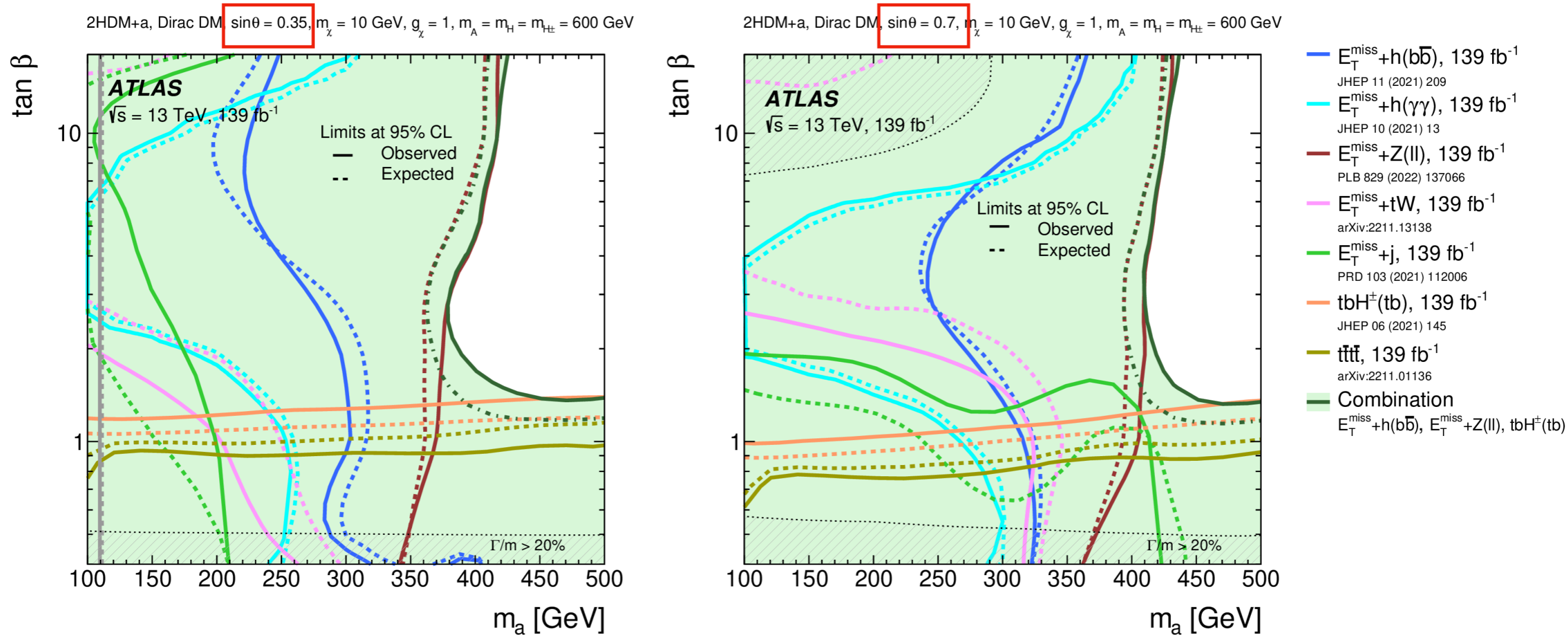
2HDM+a, Dirac DM,  $\sin\theta = 0.7$ ,  $m_\chi = 10$  GeV,  $g_\chi = 1$ ,  $m_A = m_H = m_{H^\pm}$ ,  $m_a = 250$  GeV



- $E_T^{miss} + h(b\bar{b})$ , 139 fb<sup>-1</sup>  
JHEP 11 (2021) 209
- $E_T^{miss} + h(\tau\tau)$ , 139 fb<sup>-1</sup>  
arXiv:2305.12938
- $E_T^{miss} + Z(ll)$ , 139 fb<sup>-1</sup>  
PLB 829 (2022) 137066
- $E_T^{miss} + tW$ , 139 fb<sup>-1</sup>  
arXiv:2211.13138
- $tbH^\pm(tb)$ , 139 fb<sup>-1</sup>  
JHEP 06 (2021) 145
- $t\bar{t}t\bar{t}$ , 139 fb<sup>-1</sup>  
arXiv:2211.01136
- Combination  
 $E_T^{miss} + h(b\bar{b})$ ,  $E_T^{miss} + Z(ll)$ ,  $tbH^\pm$

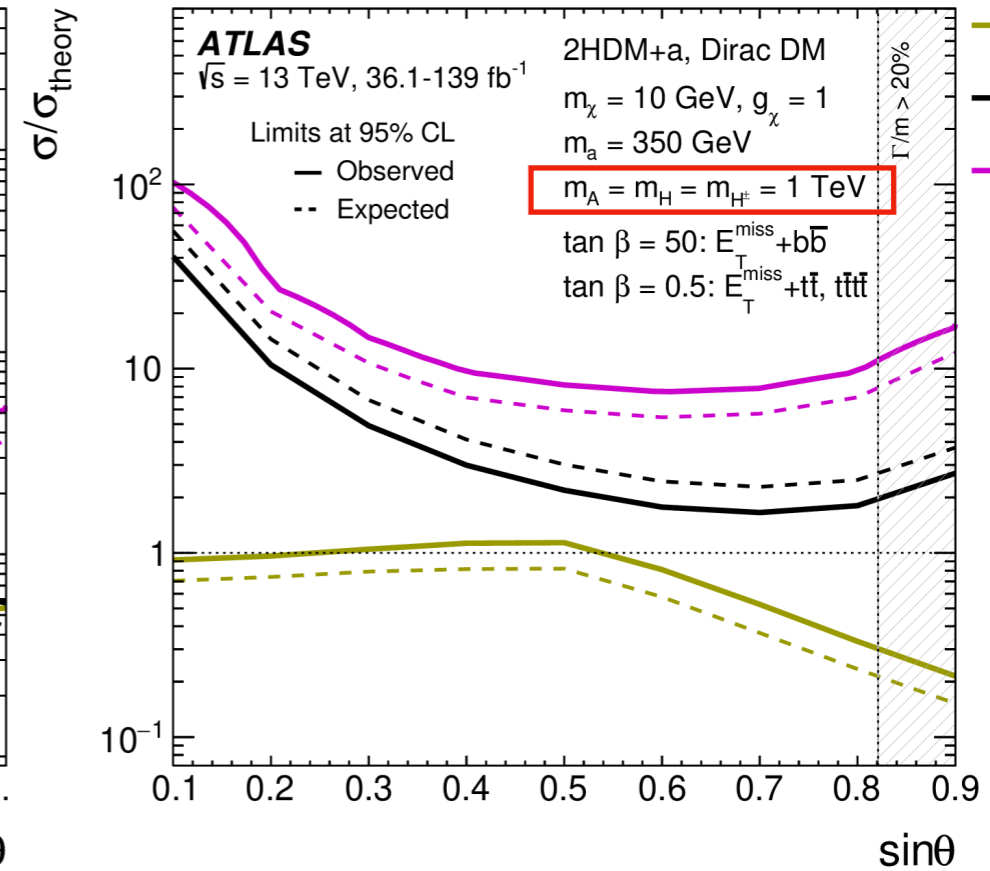
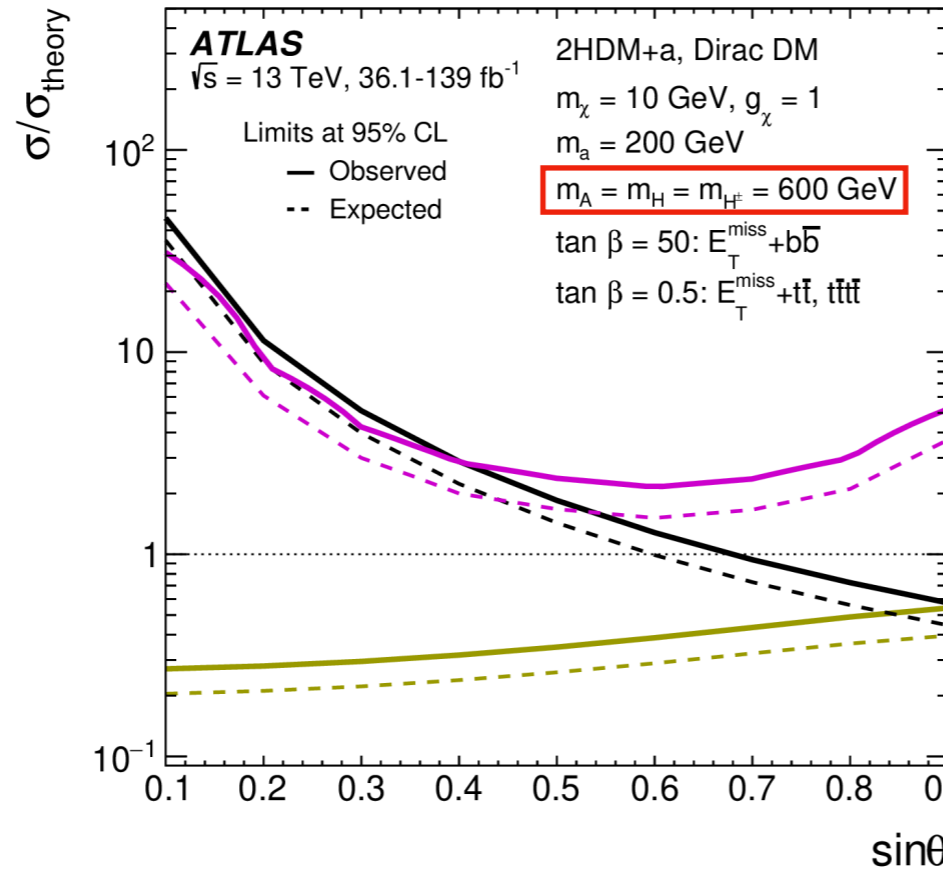
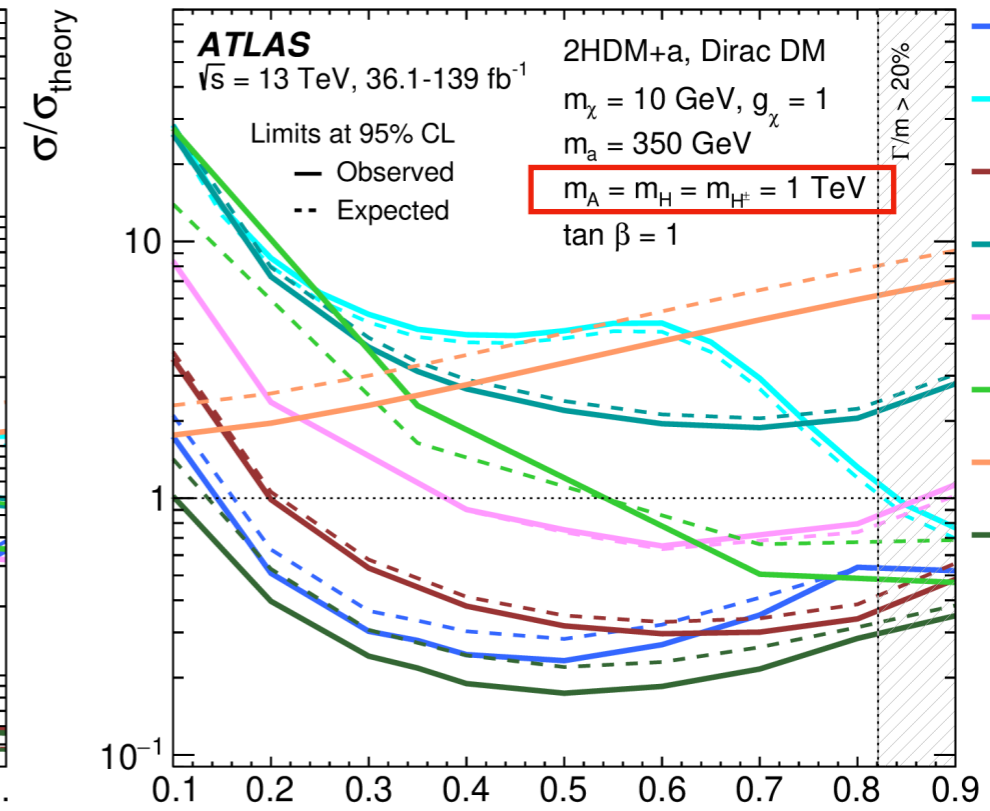
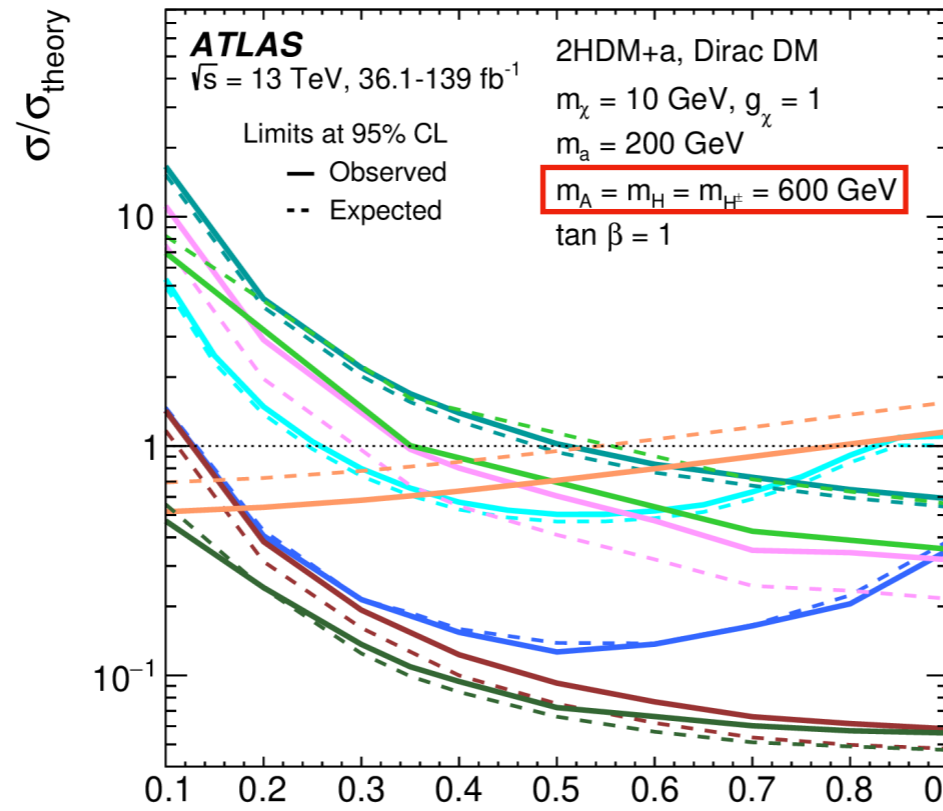
# Scenario 3: $m_a - \tan \beta$ planes

- Strongest exclusion from  $E_T^{\text{miss}} + Z(ll), tbH^\pm(tb)$  is complementary to low- $\tan \beta$  region and moderate dependence on  $m_a$ .
- Significant improvement in sensitivity achieved by combination.



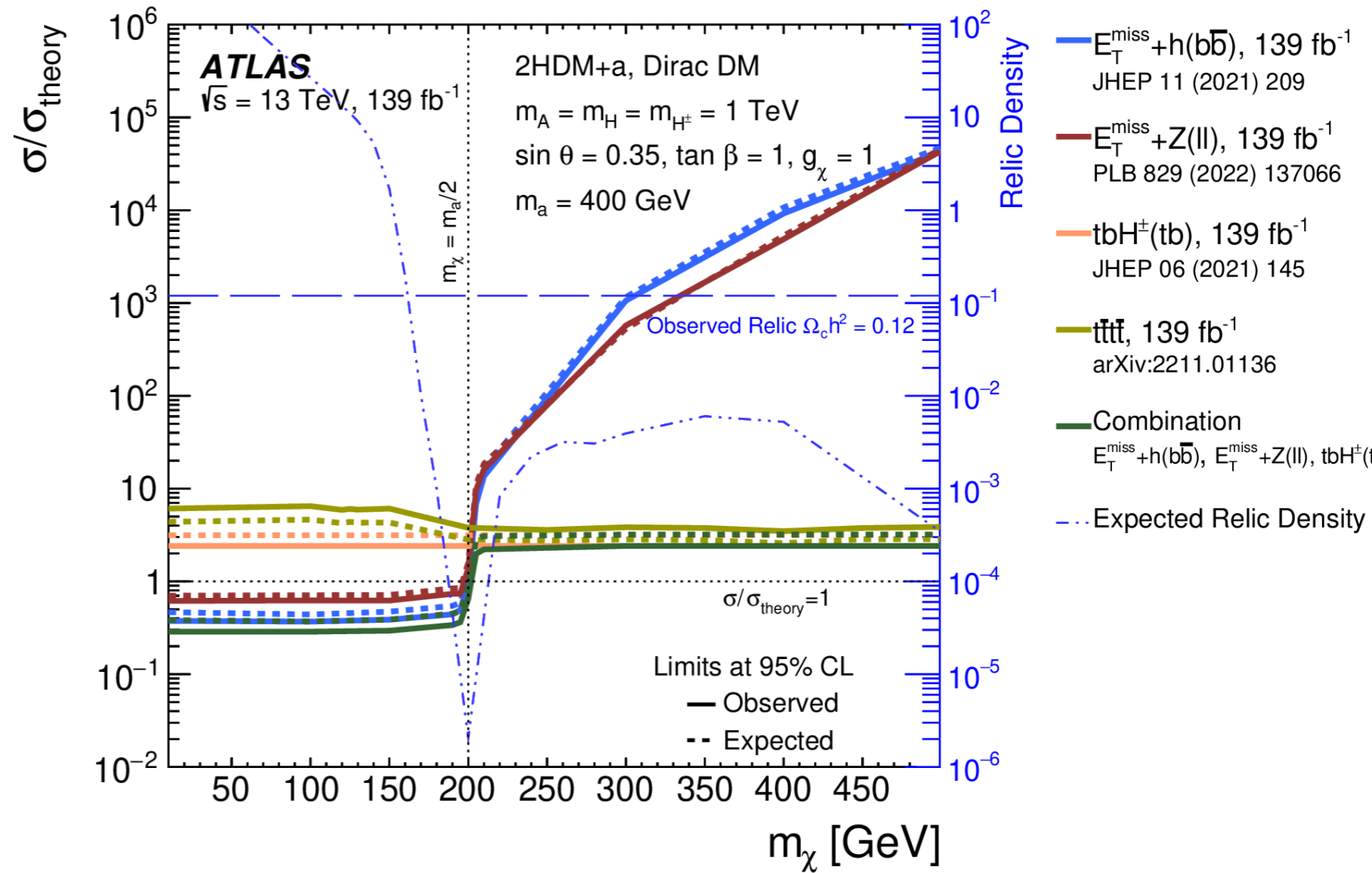
# Scenario 4: $\sin \theta$ scans

- $E_T^{\text{miss}} + Z(ll)$  and  $E_T^{\text{miss}} + h(bb)$  provide strongest limits.
- Significant improvement from combination, almost the whole range excluded for these two benchmarks.



# Scenario 5: $m_\chi$ scan

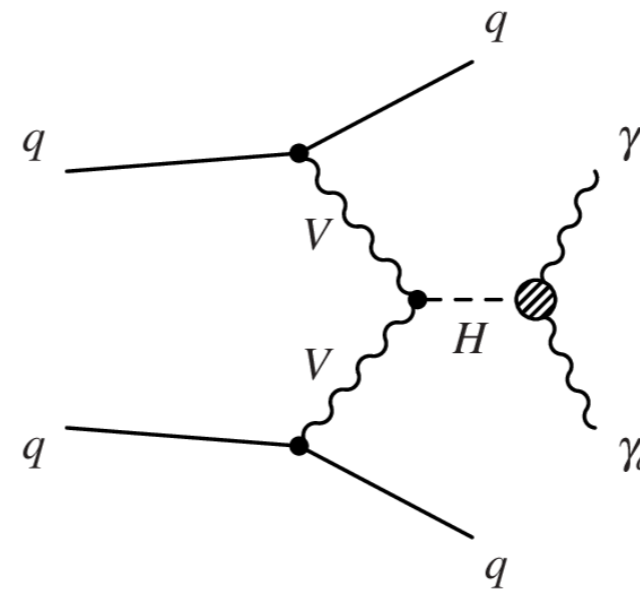
- At low- $m_\chi$  ( $m_\chi < m_a/2$ ) sensitivity is driven by  $E_T^{\text{miss}} + Z(\ell\ell)$  and  $E_T^{\text{miss}} + h(bb)$  as the pseudoscalar is allowed to decay in to  $\chi\chi$ .
- For higher DM masses ( $m_\chi > m_a/2$ ), the sensitivity of  $E_T^{\text{miss}} + X$  decreases rapidly, while that of  $tbH^\pm(tb)$  and  $4\text{top}$  remains nearly constant. Although none of them excludes 2HDM+a.
- Combination provides strongest exclusion.
- Possible to match the observed relic density for  $m_\chi \approx 170$  GeV without changing the collider phenomenology.



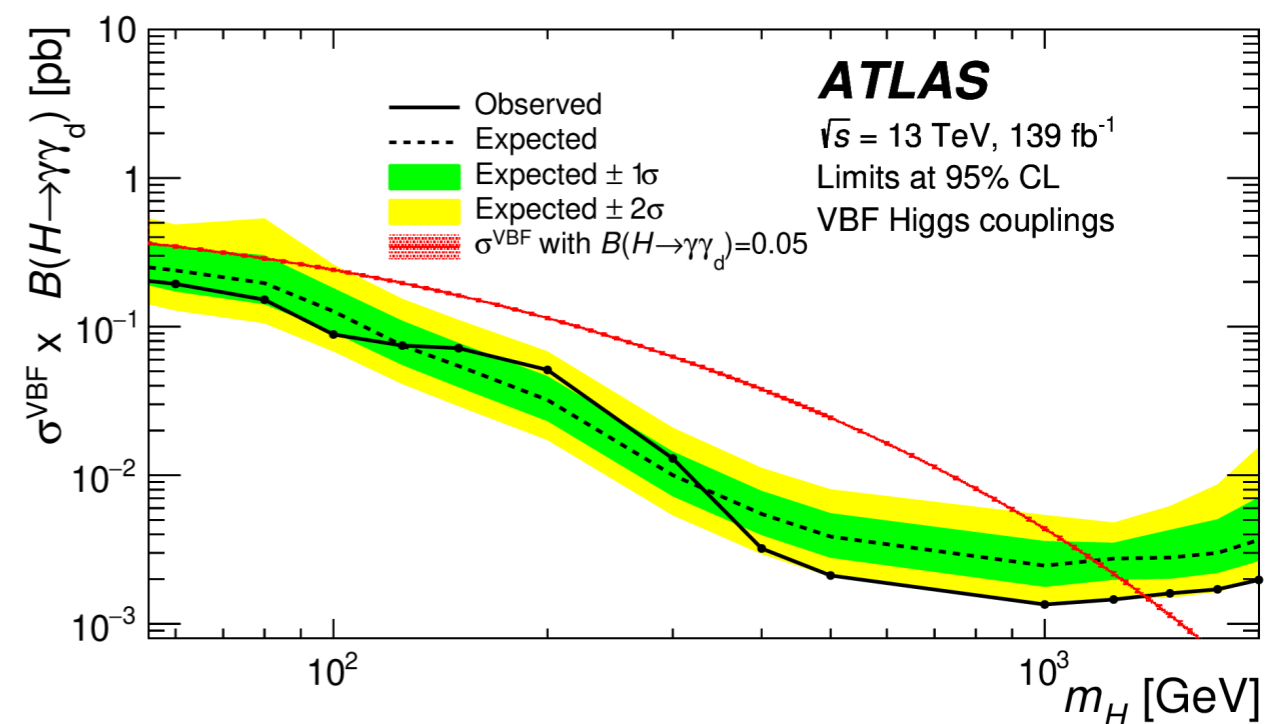
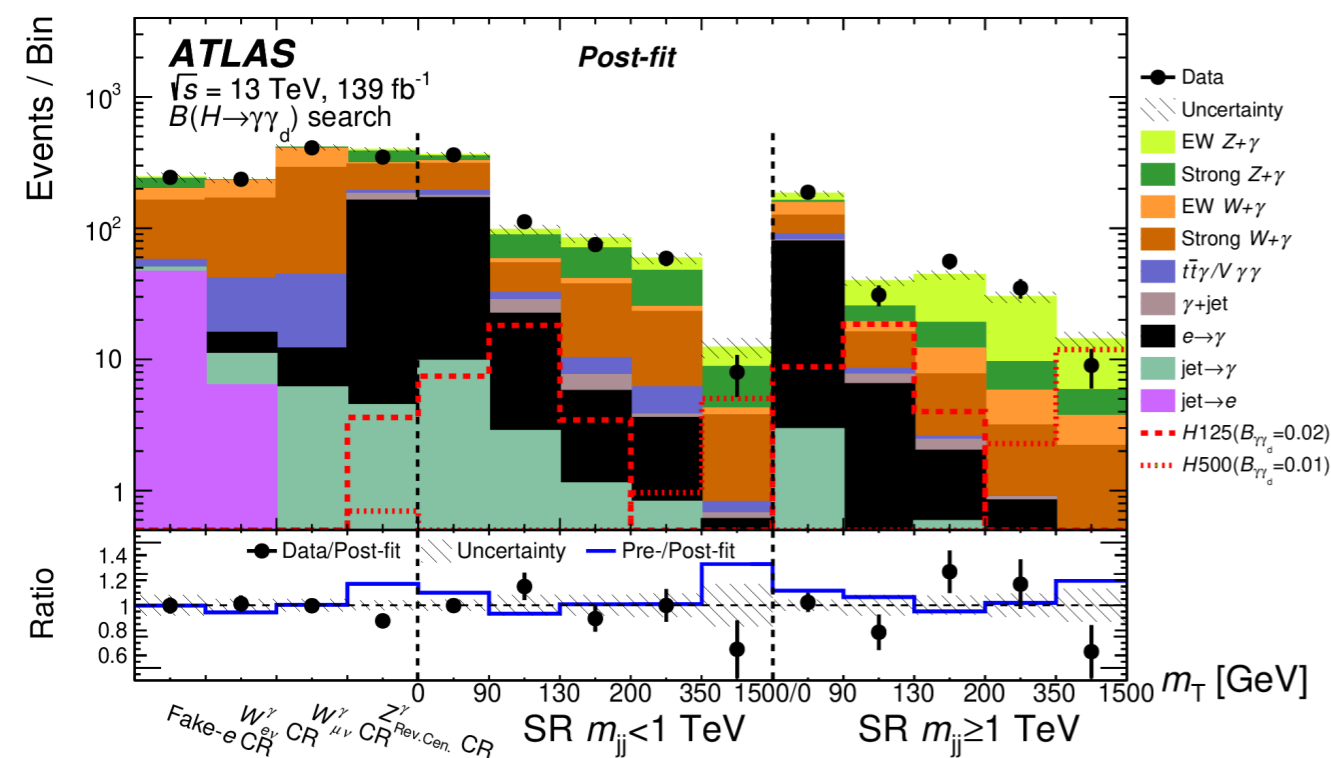
# VBF $H \rightarrow \gamma\gamma_d$

[Eur. Phys. J. C 82 \(2022\) 105](#)

- search for  $H \rightarrow \gamma\gamma_d$  with VBF production mode
  - $m_H \in [60, 2000]$  GeV; massless dark photon;
  - dark photon collider stable  $\rightarrow E_T^{\text{miss}}$ ;
  - final state with 1 photon, jets and  $E_T^{\text{miss}}$ .
- Signal region: single-photon trigger, isolated photon, 2 forward jets with  $|\Delta\eta_{jj}| > 2.5$ , high  $E_T^{\text{miss}}$ .
- SR and CRs divided into 2 bins of  $m_{jj}$  with 5 bins of  $m_T(\gamma, E_T^{\text{miss}})$  each.
- ggF  $H \rightarrow \gamma\gamma_d$  signal contribution included for 125 GeV Higgs.



An observed (expected) 95% CL upper limit on the branching ratio for this decay is set at  $0.018$  ( $0.017^{+0.007}_{-0.005}$ ), assuming the SM 125 GeV Higgs boson.

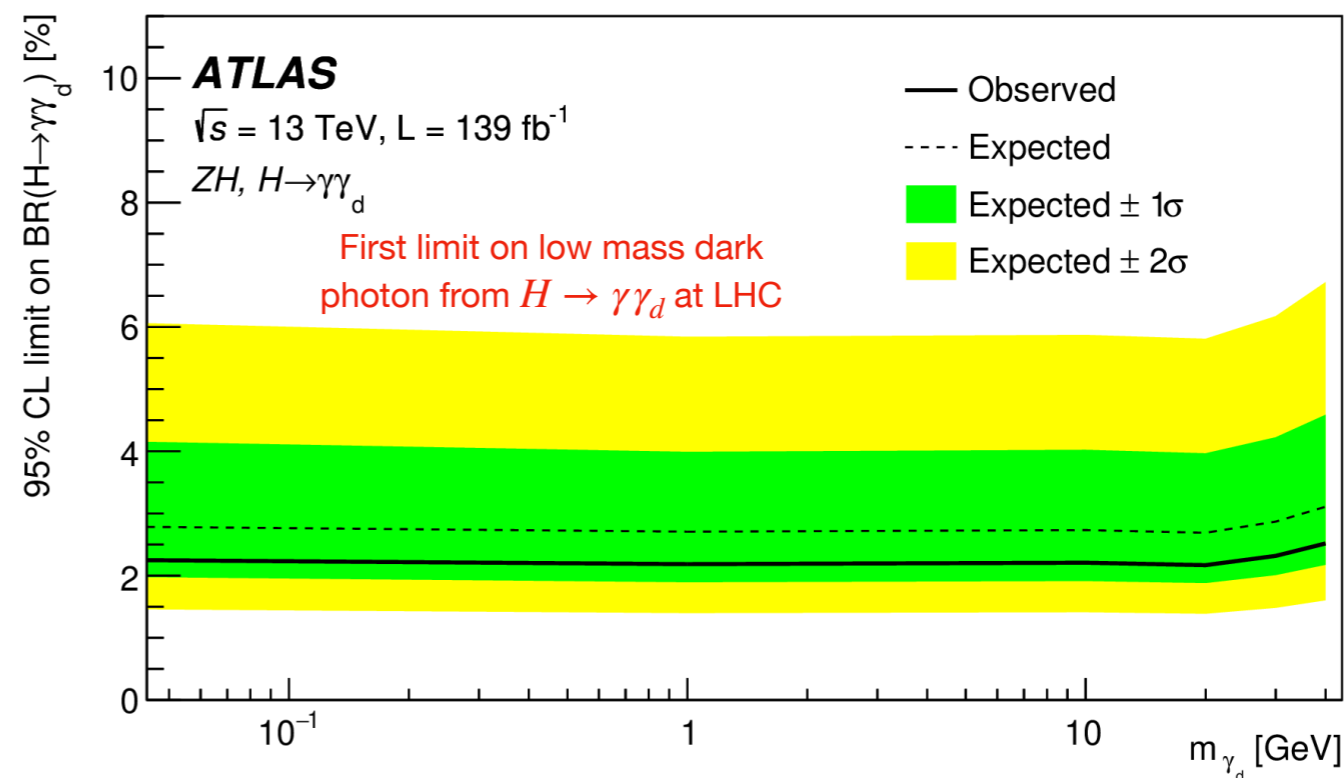
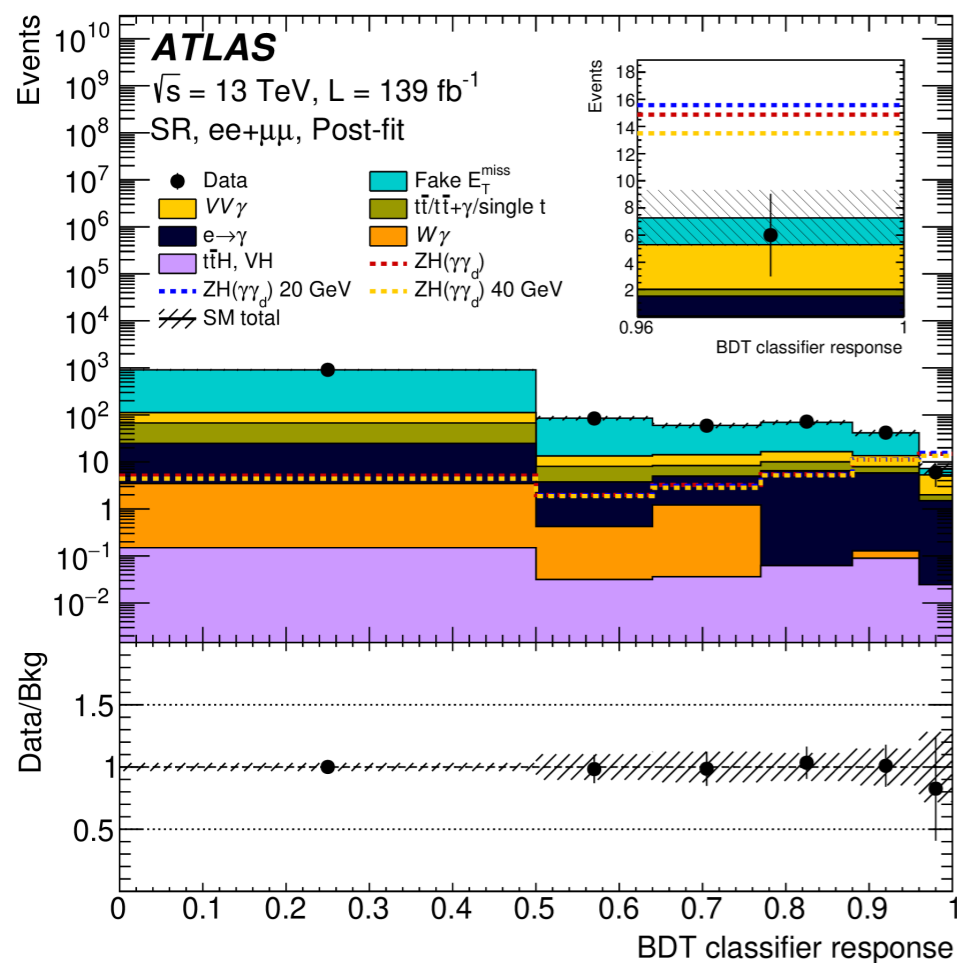
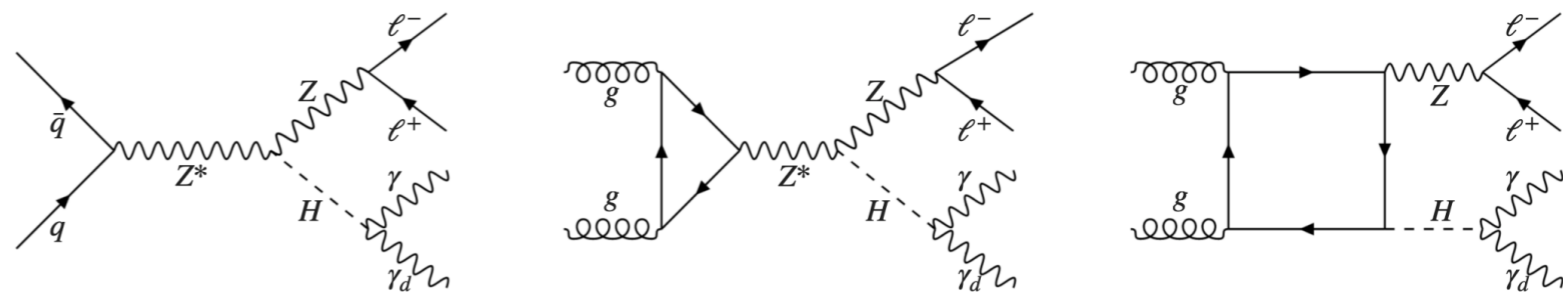


# $ZH, H \rightarrow \gamma\gamma_d$

- Search for  $H \rightarrow \gamma\gamma_d$  with  $ZH$  production mode

- $m_H = 125$  GeV;  $m_{\gamma_d} \in [0, 40]$  GeV;
- dark photon  $\rightarrow E_T^{\text{miss}}$ ;  $Z \rightarrow l^+l^-$ ;

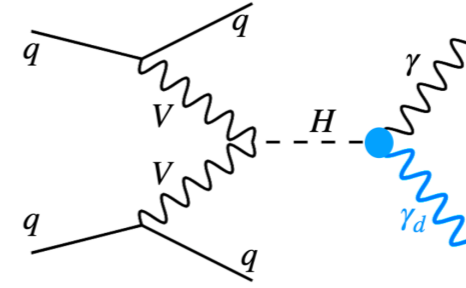
- BDT (XGBOOST) optimised specifically for 125 GeV Higgs, used to enhance sensitivity.



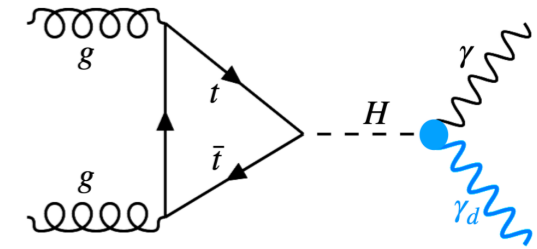
Production	ZH	VBF
ATLAS	2.3 (2.8)%	1.8 (1.7)%
CMS	4.6 (3.6)%	3.5 (2.8)%

# Mono-photon re-interpretation for $H \rightarrow \gamma\gamma_d$

- reinterpretation of  $E_T^{\text{miss}} + \gamma$  to search for dark photon in high-mass resonances.
  - $m_H \in [400, 3000]$  GeV; massless dark photon;
  - dark photon  $\rightarrow E_T^{\text{miss}}$ .
- Include contribution from both **VBF** and **ggF** production modes.
- Discriminant variable:  $E_T^{\text{miss}}$ .



VBF



ggF

